

**Return of Private Foundation
or Section 4947(a)(1) Nonexempt Charitable Trust
Treated as a Private Foundation**

2012

Department of the Treasury
Internal Revenue Service

Note. The foundation may be able to use a copy of this return to satisfy state reporting requirements

For calendar year 2012, or tax year beginning Jul 1 , 2012, **and ending** Jun 30 , 2013

Name of foundation The Commonwealth Fund		A Employer identification number 13-1635260
Number and street (or P O box number if mail is not delivered to street address) One East 75th Street		B Telephone number (see the instructions) (212) 606-3858
City or town New York		C If exemption application is pending, check here <input type="checkbox"/>
State ZIP code NY 10021		
G Check all that apply		D 1 Foreign organizations, check here <input type="checkbox"/>
<input type="checkbox"/> Initial return		<input type="checkbox"/> Initial Return of a former public charity
<input type="checkbox"/> Final return		<input type="checkbox"/> Amended return
<input type="checkbox"/> Address change		<input type="checkbox"/> Name change
H Check type of organization		E If private foundation status was terminated under section 507(b)(1)(A), check here <input type="checkbox"/>
<input checked="" type="checkbox"/> Section 501(c)(3) exempt private foundation		F If the foundation is in a 60-month termination under section 507(b)(1)(B), check here <input type="checkbox"/>
<input type="checkbox"/> Section 4947(a)(1) nonexempt charitable trust <input type="checkbox"/> Other taxable private foundation		
I Fair market value of all assets at end of year (from Part II, column (c), line 16) \$ 702,204,618.		
J Accounting method <input type="checkbox"/> Cash <input checked="" type="checkbox"/> Accrual		
<input type="checkbox"/> Other (specify)		
<i>(Part I, column (d) must be on cash basis)</i>		

	(a) Revenue and expenses per books	(b) Net investment income	(c) Adjusted net income	(d) Disbursements for charitable purposes (cash basis only)
Part I Analysis of Revenue and Expenses (The total of amounts in columns (b), (c), and (d) may not necessarily equal the amounts in column (a) (see instructions))				
1 Contributions, gifts, grants, etc. received (att sch)				
2 Ck <input checked="" type="checkbox"/> if the foundn is not req to att Sch B				
3 Interest on savings and temporary cash investments	1,745,986.			
4 Dividends and interest from securities	2,893,180.	4,639,166.		
5a Gross rents				
b Net rental income or (loss)				
6a Net gain/(loss) from sale of assets not on line 10	92,085,800.	L-6a Stmt		
b Gross sales price for all assets on line 6a	961,066,172.			
7 Capital gain net income (from Part IV, line 2)		91,203,015.		
8 Net short-term capital gain				
9 Income modifications				
10a Gross sales less returns and allowances				
b Less Cost of goods sold				
c Gross profit/(loss) (att sch)				
11 Other income (attach schedule)				
Other	18,255.	18,255.		
12 Total. Add lines 1 through 11	96,743,221.	95,860,436.		
13 Compensation of officers, directors, trustees etc	1,050,783.	104,382.		165,463.
14 Other employee salaries and wages	4,633,025.	44,294.		328,216.
15 Pension plans, employee benefits	3,703,727.	60,638.		261,624.
16a Legal fees (attach schedule)	4,757.			4,757.
b Accounting fees (attach sch)	31,000.			31,000.
c Other professional fees (attach sch)	5,324,665.	5,324,665.		
17 Interest				
18 Taxes (attach schedule) (see instrs)	1,784,374.			
19 Depreciation (attach sch) and depletion	320,664.			
20 Occupancy	1,091,518.			582,015.
21 Travel (for conferences and meetings)	673,376.	95,656.		71,348.
22 Printing and publications	30,809.			
23 Other expenses (attach schedule)				
Other expenses	525,761.	91,535.		495,022.
24 Total operating and administrative expenses. Add lines 13 through 23	19,174,459.	5,721,170.		1,939,445.
25 Contributions, gifts, grants paid	19,036,219.			29,564,183.
26 Total expenses and disbursements. Add lines 24 and 25	38,210,678.	5,721,170.		31,503,628.
27 Subtract line 26 from line 12:				
a Excess of revenue over expenses and disbursements	58,532,543.			
b Net investment income (if negative, enter -0-)		90,139,266.		
c Adjusted net income (if negative, enter -0-)				

REVENUE
ADMINISTRATIVE EXPENSES

RECEIVED
NOV 05 2013
COMMUNITY DEVELOPMENT BANK

914

Part II Balance Sheets		Attached schedules and amounts in the description column should be for end-of-year amounts only (See instructions)		Beginning of year	End of year		
		(a) Book Value	(b) Book Value	(c) Fair Market Value			
ASSETS	1	Cash – non-interest-bearing		3,347,522.	1,443,033.	1,443,033.	
	2	Savings and temporary cash investments					
	3	Accounts receivable					
		Less allowance for doubtful accounts					
	4	Pledges receivable					
		Less allowance for doubtful accounts					
	5	Grants receivable					
	6	Receivables due from officers, directors, trustees, and other disqualified persons (attach schedule) (see instructions)					
	7	Other notes and loans receivable (attach sch)					
		Less allowance for doubtful accounts					
	8	Inventories for sale or use					
	9	Prepaid expenses and deferred charges			1,267,176.	167,230.	167,230.
	10a	Investments – U.S. and state government obligations (attach schedule) L-10a Stmt				58,212,143.	58,212,143.
	b	Investments – corporate stock (attach schedule) L-10b Stmt			224,348,634.	613,988,397.	613,988,397.
	c	Investments – corporate bonds (attach schedule) L-10c Stmt			58,096,954.	23,416,300.	23,416,300.
	11	Investments – land, buildings, and equipment basis					
	Less accumulated depreciation (attach schedule)						
12	Investments – mortgage loans						
13	Investments – other (attach schedule)			345,915,660.			
14	Land, buildings, and equipment basis	7,437,590.					
	Less accumulated depreciation (attach schedule) L-14 Stmt	2,791,921.		4,795,017.	4,645,669.	4,645,669.	
15	Other assets (describe L-15 Stmt)			6,292,583.	331,846.	331,846.	
16	Total assets (to be completed by all filers – see the instructions. Also, see page 1, item I)			644,063,546.	702,204,618.	702,204,618.	
LIABILITIES	17	Accounts payable and accrued expenses		2,910,326.	1,321,764.		
	18	Grants payable		19,042,212.	20,722,315.		
	19	Deferred revenue					
	20	Loans from officers, directors, trustees, & other disqualified persons					
	21	Mortgages and other notes payable (attach schedule)					
	22	Other liabilities (describe L-22 Stmt)			6,141,867.	7,333,724.	
	23	Total liabilities (add lines 17 through 22)			28,094,405.	29,377,803.	
NET ASSETS OR FUND BALANCES	Foundations that follow SFAS 117, check here and complete lines 24 through 26 and lines 30 and 31. <input checked="" type="checkbox"/>						
	24	Unrestricted		615,969,141.	672,826,815.		
	25	Temporarily restricted					
	26	Permanently restricted					
	Foundations that do not follow SFAS 117, check here and complete lines 27 through 31. <input type="checkbox"/>						
	27	Capital stock, trust principal, or current funds					
	28	Paid-in or capital surplus, or land, building, and equipment fund					
	29	Retained earnings, accumulated income, endowment, or other funds					
	30	Total net assets or fund balances (see instructions)			615,969,141.	672,826,815.	
	31	Total liabilities and net assets/fund balances (see instructions)			644,063,546.	702,204,618.	

Part III Analysis of Changes in Net Assets or Fund Balances		
1	Total net assets or fund balances at beginning of year – Part II, column (a), line 30 (must agree with end-of-year figure reported on prior year's return)	1 615,969,141.
2	Enter amount from Part I, line 27a	2 58,532,543.
3	Other increases not included in line 2 (itemize)	3
4	Add lines 1, 2, and 3	4 674,501,684.
5	Decreases not included in line 2 (itemize) <u>Change in unrealized appreciation</u>	5 1,674,869.
6	Total net assets or fund balances at end of year (line 4 minus line 5) – Part II, column (b), line 30	6 672,826,815.

Part IV Capital Gains and Losses for Tax on Investment Income

(a) List and describe the kind(s) of property sold (e.g., real estate, 2-story brick warehouse, or common stock, 200 shares MLC Company)	(b) How acquired P — Purchase D — Donation	(c) Date acquired (month, day, year)	(d) Date sold (month, day, year)
1 a			
b			
c			
d			
e			

(e) Gross sales price	(f) Depreciation allowed (or allowable)	(g) Cost or other basis plus expense of sale	(h) Gain or (loss) (e) plus (f) minus (g)
a			
b			
c			
d			
e			

Complete only for assets showing gain in column (h) and owned by the foundation on 12/31/69			(l) Gains (Column (h) gain minus column (k), but not less than -0-) or Losses (from column (h))
(i) Fair Market Value as of 12/31/69	(j) Adjusted basis as of 12/31/69	(k) Excess of column (i) over column (j), if any	
a			
b			
c			
d			
e			

2 Capital gain net income or (net capital loss) [If gain, also enter in Part I, line 7 If (loss), enter -0- in Part I, line 7]	2	
3 Net short-term capital gain or (loss) as defined in sections 1222(5) and (6) If gain, also enter in Part I, line 8, column (c) (see instructions) If (loss), enter -0- in Part I, line 8 }	3	

Part V Qualification Under Section 4940(e) for Reduced Tax on Net Investment Income

(For optional use by domestic private foundations subject to the section 4940(a) tax on net investment income)

If section 4940(d)(2) applies, leave this part blank

Was the foundation liable for the section 4942 tax on the distributable amount of any year in the base period? Yes No

If 'Yes,' the foundation does not qualify under section 4940(e) Do not complete this part.

1 Enter the appropriate amount in each column for each year, see the instructions before making any entries

(a) Base period years Calendar year (or tax year beginning in)	(b) Adjusted qualifying distributions	(c) Net value of noncharitable-use assets	(d) Distribution ratio (column (b) divided by column (c))
2011	31,338,042.	644,737,814.	0.048606
2010	36,964,939.	653,906,242.	0.056529
2009	32,509,627.	600,084,655.	0.054175
2008	36,055,491.	572,343,579.	0.062996
2007	35,833,806.	758,293,679.	0.047256

2 Total of line 1, column (d)	2	0.269562
3 Average distribution ratio for the 5-year base period — divide the total on line 2 by 5, or by the number of years the foundation has been in existence if less than 5 years	3	0.053912
4 Enter the net value of noncharitable-use assets for 2012 from Part X, line 5	4	661,447,163.
5 Multiply line 4 by line 3	5	35,659,940.
6 Enter 1% of net investment income (1% of Part I, line 27b)	6	901,393.
7 Add lines 5 and 6	7	36,561,333.
8 Enter qualifying distributions from Part XII, line 4	8	31,674,944.

If line 8 is equal to or greater than line 7, check the box in Part VI, line 1b, and complete that part using a 1% tax rate See the Part VI instructions

Part VI Excise Tax Based on Investment Income (Section 4940(a), 4940(b), 4940(e), or 4948 - see instructions)

1 a Exempt operating foundations described in section 4940(d)(2), check here <input type="checkbox"/> and enter 'N/A' on line 1. Date of ruling or determination letter _____ (attach copy of letter if necessary - see instrs)			
b Domestic foundations that meet the section 4940(e) requirements in Part V, check here <input type="checkbox"/> and enter 1% of Part I, line 27b		1	1,802,785.
c All other domestic foundations enter 2% of line 27b Exempt foreign organizations enter 4% of Part I, line 12, column (b)			
2 Tax under section 511 (domestic section 4947(a)(1) trusts and taxable foundations only Others enter -0-)		2	0.
3 Add lines 1 and 2		3	1,802,785.
4 Subtitle A (income) tax (domestic section 4947(a)(1) trusts and taxable foundations only Others enter -0-)		4	0.
5 Tax based on investment income. Subtract line 4 from line 3 If zero or less, enter -0-		5	1,802,785.
6 Credits/Payments			
a 2012 estimated tax pmts and 2011 overpayment credited to 2012		6 a	1,992,191.
b Exempt foreign organizations - tax withheld at source		6 b	
c Tax paid with application for extension of time to file (Form 8868)		6 c	
d Backup withholding erroneously withheld		6 d	
7 Total credits and payments. Add lines 6a through 6d		7	1,992,191.
8 Enter any penalty for underpayment of estimated tax Check here <input type="checkbox"/> if Form 2220 is attached		8	
9 Tax due. If the total of lines 5 and 8 is more than line 7, enter amount owed		9	
10 Overpayment. If line 7 is more than the total of lines 5 and 8, enter the amount overpaid		10	189,406.
11 Enter the amount of line 10 to be Credited to 2013 estimated tax <input type="checkbox"/> 189,406. Refunded <input type="checkbox"/>		11	

Part VII-A Statements Regarding Activities

	Yes	No
1 a During the tax year, did the foundation attempt to influence any national, state, or local legislation or did it participate or intervene in any political campaign?		X
b Did it spend more than \$100 during the year (either directly or indirectly) for political purposes (see the instructions for definition)? <i>If the answer is 'Yes' to 1a or 1b, attach a detailed description of the activities and copies of any materials published or distributed by the foundation in connection with the activities</i>		X
c Did the foundation file Form 1120-POL for this year?		X
d Enter the amount (if any) of tax on political expenditures (section 4955) imposed during the year (1) On the foundation \$ _____ (2) On foundation managers \$ _____		
e Enter the reimbursement (if any) paid by the foundation during the year for political expenditure tax imposed on foundation managers \$ _____		
2 Has the foundation engaged in any activities that have not previously been reported to the IRS? <i>If 'Yes,' attach a detailed description of the activities.</i>		X
3 Has the foundation made any changes, not previously reported to the IRS, in its governing instrument, articles of incorporation, or bylaws, or other similar instruments? <i>If 'Yes,' attach a conformed copy of the changes</i>		X
4 a Did the foundation have unrelated business gross income of \$1,000 or more during the year?	X	
b If 'Yes,' has it filed a tax return on Form 990-T for this year?	X	
5 Was there a liquidation, termination, dissolution, or substantial contraction during the year? <i>If 'Yes,' attach the statement required by General Instruction T</i>		X
6 Are the requirements of section 508(e) (relating to sections 4941 through 4945) satisfied either • By language in the governing instrument, or • By state legislation that effectively amends the governing instrument so that no mandatory directions that conflict with the state law remain in the governing instrument?	X	
7 Did the foundation have at least \$5,000 in assets at any time during the year? <i>If 'Yes,' complete Part II, column (c), and Part XV</i>	X	
8 a Enter the states to which the foundation reports or with which it is registered (see instructions) _____ See States Registered In _____		
b If the answer is 'Yes' to line 7, has the foundation furnished a copy of Form 990-PF to the Attorney General (or designate) of each state as required by <i>General Instruction G</i> ? <i>If 'No,' attach explanation</i>	X	
9 Is the foundation claiming status as a private operating foundation within the meaning of section 4942(j)(3) or 4942(j)(5) for calendar year 2012 or the taxable year beginning in 2012 (see instructions for Part XIV)? <i>If 'Yes,' complete Part XIV</i>		X
10 Did any persons become substantial contributors during the tax year? <i>If 'Yes,' attach a schedule listing their names and addresses</i>		X

Part VII-A Statements Regarding Activities (continued)

11	At any time during the year, did the foundation, directly or indirectly, own a controlled entity within the meaning of section 512(b)(13)? If 'Yes', attach schedule (see instructions)	11		X
12	Did the foundation make a distribution to a donor advised fund over which the foundation or a disqualified person had advisory privileges? If 'Yes,' attach statement (see instructions)	12	X	
13	Did the foundation comply with the public inspection requirements for its annual returns and exemption application? Website address <u>www.commonwealthfund.org</u>	13	X	
14	The books are in care of <u>Dr Jeffrey Haber, CPA, Controller</u> Telephone no <u>(212) 606-3858</u> Located at <u>1 East 75th Street, New York, NY</u> ZIP + 4 <u>10021</u>			
15	Section 4947(a)(1) nonexempt charitable trusts filing Form 990-PF in lieu of Form 1041 - Check here <input type="checkbox"/> and enter the amount of tax-exempt interest received or accrued during the year <u>15</u>			
16	At any time during calendar year 2012, did the foundation have an interest in or a signature or other authority over a bank, securities, or other financial account in a foreign country? See the instructions for exceptions and filing requirements for Form TD F 90-22 1 If 'Yes,' enter the name of the foreign country <u>UK</u>	16	X	

Part VII-B Statements Regarding Activities for Which Form 4720 May Be Required

File Form 4720 if any item is checked in the 'Yes' column, unless an exception applies.

		Yes	No
1 a	During the year did the foundation (either directly or indirectly)		
(1)	Engage in the sale or exchange, or leasing of property with a disqualified person? <input type="checkbox"/> Yes <input checked="" type="checkbox"/> No		
(2)	Borrow money from, lend money to, or otherwise extend credit to (or accept it from) a disqualified person? <input type="checkbox"/> Yes <input checked="" type="checkbox"/> No		
(3)	Furnish goods, services, or facilities to (or accept them from) a disqualified person? <input type="checkbox"/> Yes <input checked="" type="checkbox"/> No		
(4)	Pay compensation to, or pay or reimburse the expenses of, a disqualified person? <input checked="" type="checkbox"/> Yes <input type="checkbox"/> No		
(5)	Transfer any income or assets to a disqualified person (or make any of either available for the benefit or use of a disqualified person)? <input type="checkbox"/> Yes <input checked="" type="checkbox"/> No		
(6)	Agree to pay money or property to a government official? (Exception. Check 'No' if the foundation agreed to make a grant to or to employ the official for a period after termination of government service, if terminating within 90 days) <input checked="" type="checkbox"/> Yes <input type="checkbox"/> No		
b	If any answer is 'Yes' to 1a(1)-(6), did any of the acts fail to qualify under the exceptions described in Regulations section 53.4941(d)-3 or in a current notice regarding disaster assistance (see instructions)? Organizations relying on a current notice regarding disaster assistance check here <input type="checkbox"/>	1 b	X
c	Did the foundation engage in a prior year in any of the acts described in 1a, other than excepted acts, that were not corrected before the first day of the tax year beginning in 2012?	1 c	X
2	Taxes on failure to distribute income (section 4942) (does not apply for years the foundation was a private operating foundation defined in section 4942(j)(3) or 4942(j)(5)).		
a	At the end of tax year 2012, did the foundation have any undistributed income (lines 6d and 6e, Part XIII) for tax year(s) beginning before 2012? <input type="checkbox"/> Yes <input checked="" type="checkbox"/> No If 'Yes,' list the years <u>20</u> , <u>20</u> , <u>20</u> , <u>20</u>		
b	Are there any years listed in 2a for which the foundation is not applying the provisions of section 4942(a)(2) (relating to incorrect valuation of assets) to the year's undistributed income? (If applying section 4942(a)(2) to all years listed, answer 'No' and attach statement - see instructions)	2 b	X
c	If the provisions of section 4942(a)(2) are being applied to any of the years listed in 2a, list the years here <u>20</u> , <u>20</u> , <u>20</u> , <u>20</u>		
3 a	Did the foundation hold more than a 2% direct or indirect interest in any business enterprise at any time during the year? <input type="checkbox"/> Yes <input checked="" type="checkbox"/> No		
b	If 'Yes,' did it have excess business holdings in 2012 as a result of (1) any purchase by the foundation or disqualified persons after May 26, 1969, (2) the lapse of the 5-year period (or longer period approved by the Commissioner under section 4943(c)(7)) to dispose of holdings acquired by gift or bequest, or (3) the lapse of the 10-, 15-, or 20-year first phase holding period? (Use Schedule C, Form 4720, to determine if the foundation had excess business holdings in 2012)	3 b	
4 a	Did the foundation invest during the year any amount in a manner that would jeopardize its charitable purposes?	4 a	X
b	Did the foundation make any investment in a prior year (but after December 31, 1969) that could jeopardize its charitable purpose that had not been removed from jeopardy before the first day of the tax year beginning in 2012?	4 b	X

Part VII-B Statements Regarding Activities for Which Form 4720 May Be Required (continued)

5 a During the year did the foundation pay or incur any amount to

(1) Carry on propaganda, or otherwise attempt to influence legislation (section 4945(e))? Yes No

(2) Influence the outcome of any specific public election (see section 4955), or to carry on, directly or indirectly, any voter registration drive? Yes No

(3) Provide a grant to an individual for travel, study, or other similar purposes? Yes No

(4) Provide a grant to an organization other than a charitable, etc, organization described in section 509(a)(1), (2), or (3), or section 4940(d)(2)? (see instructions) Yes No

(5) Provide for any purpose other than religious, charitable, scientific, literary, or educational purposes, or for the prevention of cruelty to children or animals? Yes No

b If any answer is 'Yes' to 5a(1)-(5), did any of the transactions fail to qualify under the exceptions described in Regulations section 53.4945 or in a current notice regarding disaster assistance (see instructions)? Yes No

Organizations relying on a current notice regarding disaster assistance check here

c If the answer is 'Yes' to question 5a(4), does the foundation claim exemption from the tax because it maintained expenditure responsibility for the grant? Yes No

If 'Yes,' attach the statement required by Regulations section 53.4945-5(d)

6 a Did the foundation, during the year, receive any funds, directly or indirectly, to pay premiums on a personal benefit contract? Yes No

b Did the foundation, during the year, pay premiums, directly or indirectly, on a personal benefit contract? Yes No

If 'Yes' to 6b, file Form 8870

7 a At any time during the tax year, was the foundation a party to a prohibited tax shelter transaction? Yes No

b If 'Yes,' did the foundation receive any proceeds or have any net income attributable to the transaction? Yes No

Part VIII Information About Officers, Directors, Trustees, Foundation Managers, Highly Paid Employees, and Contractors

1 List all officers, directors, trustees, foundation managers and their compensation (see instructions).

(a) Name and address	(b) Title, and average hours per week devoted to position	(c) Compensation (If not paid, enter -0-)	(d) Contributions to employee benefit plans and deferred compensation	(e) Expense account, other allowances
See attachment				

2 Compensation of five highest-paid employees (other than those included on line 1 – see instructions). If none, enter 'NONE.'

(a) Name and address of each employee paid more than \$50,000	(b) Title, and average hours per week devoted to position	(c) Compensation	(d) Contributions to employee benefit plans and deferred compensation	(e) Expense account, other allowances
Anthony Shih 1 East 75th St, New York NY 10021	EVP, Programs 50.00	368,347.	73,669.	0.
Cathy Schoen 1 East 75th St, New York NY 10021	SVP for Res & Eval 50.00	320,733.	64,147.	0.
Barry Scholl 1 East 75th St, New York NY 10021	VP - Communications 50.00	290,936.	58,187.	0.
Anne-Marie Audet, MD 1 East 75th St, New York NY 10021	VP, Health System Qual 50.00	256,411.	51,282.	0.
Diana Davenport 1 East 75th St, New York NY 10021	VP, Administration 50.00	239,989.	47,998.	0.

Total number of other employees paid over \$50,000 29

Part VIII Information About Officers, Directors, Trustees, Foundation Managers, Highly Paid Employees, and Contractors (continued)

3 Five highest-paid independent contractors for professional services (see instructions). If none, enter 'NONE.'

(a) Name and address of each person paid more than \$50,000	(b) Type of service	(c) Compensation
Investure LLC 126 Garrett Street Charlottesville VA 22902	Investment Mgmt	3,254,348.
ABRY 111 Huntington Avenue, 30th Floor Boston MA 20199	Investment Mgmt	337,159.
Convexity Capital Management 200 Clarendon Street Boston MA 02116	Investment Mgmt	297,216.
Blackstone Group 345 Park Avenue New York NY 10154	Investment Mgmt	269,964.
Wellington Capital Management 75 State Street Boston MA 02109	Investment Mgmt	211,736.
Total number of others receiving over \$50,000 for professional services		11

Part IX-A Summary of Direct Charitable Activities

List the foundation's four largest direct charitable activities during the tax year. Include relevant statistical information such as the number of organizations and other beneficiaries served, conferences convened, research papers produced, etc

	Expenses
1 <u>Communications</u> see attached program descriptions	1,497,955.
2 <u>Health Reform Policy</u> see attached program descriptions	1,472,033.
3 <u>Healthcare Delivery System Reform</u> see attached program descriptions	1,329,119.
4 <u>International Health Policy and Innovation</u> see attached program descriptions	822,699.

Part IX-B Summary of Program-Related Investments (see instructions)

Describe the two largest program-related investments made by the foundation during the tax year on lines 1 and 2	Amount
1	
2	
All other program-related investments See instructions	
3	
Total. Add lines 1 through 3	

BAA

Part X Minimum Investment Return (All domestic foundations must complete this part. Foreign foundations, see instructions.)

1 Fair market value of assets not used (or held for use) directly in carrying out charitable, etc., purposes		
a Average monthly fair market value of securities	1 a	658,343,810.
b Average of monthly cash balances	1 b	1,360,677.
c Fair market value of all other assets (see instructions)	1 c	11,815,475.
d Total (add lines 1a, b, and c)	1 d	671,519,962.
e Reduction claimed for blockage or other factors reported on lines 1a and 1c (attach detailed explanation)	1 e	
2 Acquisition indebtedness applicable to line 1 assets	2	0.
3 Subtract line 2 from line 1d	3	671,519,962.
4 Cash deemed held for charitable activities Enter 1-1/2% of line 3 (for greater amount, see instructions)	4	10,072,799.
5 Net value of noncharitable-use assets. Subtract line 4 from line 3. Enter here and on Part V, line 4	5	661,447,163.
6 Minimum investment return. Enter 5% of line 5	6	33,072,358.

Part XI Distributable Amount (see instructions) (Section 4942(j)(3) and (j)(5) private operating foundations and certain foreign organizations check here and do not complete this part.)

1 Minimum investment return from Part X, line 6	1	33,072,358.
2 a Tax on investment income for 2012 from Part VI, line 5	2 a	1,802,785.
b Income tax for 2012 (This does not include the tax from Part VI)	2 b	
c Add lines 2a and 2b	2 c	1,802,785.
3 Distributable amount before adjustments. Subtract line 2c from line 1	3	31,269,573.
4 Recoveries of amounts treated as qualifying distributions	4	31,482.
5 Add lines 3 and 4	5	31,301,055.
6 Deduction from distributable amount (see instructions)	6	
7 Distributable amount as adjusted Subtract line 6 from line 5 Enter here and on Part XIII, line 1	7	31,301,055.

Part XII Qualifying Distributions (see instructions)

1 Amounts paid (including administrative expenses) to accomplish charitable, etc., purposes		
a Expenses, contributions, gifts, etc – total from Part I, column (d), line 26	1 a	31,503,628.
b Program-related investments – total from Part IX-B	1 b	
2 Amounts paid to acquire assets used (or held for use) directly in carrying out charitable, etc., purposes	2	171,316.
3 Amounts set aside for specific charitable projects that satisfy the		
a Suitability test (prior IRS approval required)	3 a	
b Cash distribution test (attach the required schedule)	3 b	
4 Qualifying distributions. Add lines 1a through 3b Enter here and on Part V, line 8, and Part XIII, line 4	4	31,674,944.
5 Foundations that qualify under section 4940(e) for the reduced rate of tax on net investment income Enter 1% of Part I, line 27b (see instructions)	5	0.
6 Adjusted qualifying distributions. Subtract line 5 from line 4	6	31,674,944.

Note. The amount on line 6 will be used in Part V, column (b), in subsequent years when calculating whether the foundation qualifies for the section 4940(e) reduction of tax in those years

Part XIII Undistributed Income (see instructions)

	(a) Corpus	(b) Years prior to 2011	(c) 2011	(d) 2012
1 Distributable amount for 2012 from Part XI, line 7				31,301,055.
2 Undistributed income, if any, as of the end of 2012:				
a Enter amount for 2011 only			1,657,562.	
b Total for prior years 20 __, 20 __, 20 __				
3 Excess distributions carryover, if any, to 2012				
a From 2007	0.			
b From 2008	0.			
c From 2009	0.			
d From 2010	0.			
e From 2011	0.			
f Total of lines 3a through e	0.			
4 Qualifying distributions for 2012 from Part XII, line 4 ▶ \$ 31,674,944.				
a Applied to 2011, but not more than line 2a			1,657,562.	
b Applied to undistributed income of prior years (Election required – see instructions)				
c Treated as distributions out of corpus (Election required – see instructions)				
d Applied to 2012 distributable amount				30,017,382.
e Remaining amount distributed out of corpus	0.			
5 Excess distributions carryover applied to 2012 (If an amount appears in column (d), the same amount must be shown in column (a))				
6 Enter the net total of each column as indicated below:				
a Corpus Add lines 3f, 4c, and 4e Subtract line 5	0.			
b Prior years' undistributed income Subtract line 4b from line 2b		0.		
c Enter the amount of prior years' undistributed income for which a notice of deficiency has been issued, or on which the section 4942(a) tax has been previously assessed				
d Subtract line 6c from line 6b. Taxable amount – see instructions		0.		
e Undistributed income for 2011. Subtract line 4a from line 2a Taxable amount – see instructions			0.	
f Undistributed income for 2012 Subtract lines 4d and 5 from line 1. This amount must be distributed in 2013				1,283,673.
7 Amounts treated as distributions out of corpus to satisfy requirements imposed by section 170(b)(1)(F) or 4942(g)(3) (see instructions)				
8 Excess distributions carryover from 2007 not applied on line 5 or line 7 (see instructions)	0.			
9 Excess distributions carryover to 2013. Subtract lines 7 and 8 from line 6a	0.			
10 Analysis of line 9				
a Excess from 2008	0.			
b Excess from 2009	0.			
c Excess from 2010	0.			
d Excess from 2011	0.			
e Excess from 2012	0.			

Part XIV Private Operating Foundations (see instructions and Part VII-A, question 9) N/A

1 a If the foundation has received a ruling or determination letter that it is a private operating foundation, and the ruling is effective for 2012, enter the date of the ruling ▶

b Check box to indicate whether the foundation is a private operating foundation described in section 4942(j)(3) or 4942(j)(5)

	Tax year				(e) Total
	(a) 2012	(b) 2011	(c) 2010	(d) 2009	
2 a Enter the lesser of the adjusted net income from Part I or the minimum investment return from Part X for each year listed					
b 85% of line 2a					
c Qualifying distributions from Part XII, line 4 for each year listed					
d Amounts included in line 2c not used directly for active conduct of exempt activities					
e Qualifying distributions made directly for active conduct of exempt activities. Subtract line 2d from line 2c					
3 Complete 3a, b, or c for the alternative test relied upon					
a 'Assets' alternative test – enter					
(1) Value of all assets					
(2) Value of assets qualifying under section 4942(j)(3)(B)(i)					
b 'Endowment' alternative test – enter 2/3 of minimum investment return shown in Part X, line 6 for each year listed					
c 'Support' alternative test – enter.					
(1) Total support other than gross investment income (interest, dividends, rents, payments on securities loans (section 512(a)(5)), or royalties)					
(2) Support from general public and 5 or more exempt organizations as provided in section 4942(j)(3)(B)(iii)					
(3) Largest amount of support from an exempt organization					
(4) Gross investment income					

Part XV Supplementary Information (Complete this part only if the foundation had \$5,000 or more in assets at any time during the year – see instructions.)

1 Information Regarding Foundation Managers:

a List any managers of the foundation who have contributed more than 2% of the total contributions received by the foundation before the close of any tax year (but only if they have contributed more than \$5,000) (See section 507(d)(2))
None

b List any managers of the foundation who own 10% or more of the stock of a corporation (or an equally large portion of the ownership of a partnership or other entity) of which the foundation has a 10% or greater interest
None

2 Information Regarding Contribution, Grant, Gift, Loan, Scholarship, etc, Programs:

Check here if the foundation only makes contributions to preselected charitable organizations and does not accept unsolicited requests for funds. If the foundation makes gifts, grants, etc (see instructions) to individuals or organizations under other conditions, complete items 2a, b, c, and d

a The name, address, and telephone number or e-mail of the person to whom applications should be addressed
Andrea Landes
The Commonwealth Fund 1 East 75th Street
New York NY 10021 (212) 606-3844

b The form in which applications should be submitted and information and materials they should include
See attachment

c Any submission deadlines.
See attachment

d Any restrictions or limitations on awards, such as by geographical areas, charitable fields, kinds of institutions, or other factors
See attachment

Part XV Supplementary Information (continued)

3 Grants and Contributions Paid During the Year or Approved for Future Payment

Recipient Name and address (home or business)	If recipient is an individual, show any relationship to any foundation manager or substantial contributor	Foundation status of recipient	Purpose of grant or contribution	Amount
<p><i>a Paid during the year</i> See attached schedule of grants payments</p>				29,564,183.
Total				▶ 3a 29,564,183.
<p><i>b Approved for future payment</i> See attached schedule of grants balances</p>				20,722,315.
Total				▶ 3b 20,722,315.

Name The Commonwealth Fund Employer Identification Number 13-1635260

Asset Information:

Description of Property: Investment assets
Date Acquired Various How Acquired Purchased
Date Sold Various Name of Buyer Various
Sales Price 961,066,172. Cost or other basis (do not reduce by depreciation) 868,980,372.
Sales Expense _____ Valuation Method _____
Total Gain (Loss) 92,085,800. Accumulation Depreciation _____

Description of Property _____
Date Acquired _____ How Acquired _____
Date Sold _____ Name of Buyer: _____
Sales Price: _____ Cost or other basis (do not reduce by depreciation) _____
Sales Expense. _____ Valuation Method _____
Total Gain (Loss) _____ Accumulation Depreciation _____

Description of Property _____
Date Acquired _____ How Acquired _____
Date Sold _____ Name of Buyer _____
Sales Price _____ Cost or other basis (do not reduce by depreciation) _____
Sales Expense. _____ Valuation Method _____
Total Gain (Loss). _____ Accumulation Depreciation _____

Description of Property _____
Date Acquired _____ How Acquired _____
Date Sold _____ Name of Buyer _____
Sales Price _____ Cost or other basis (do not reduce by depreciation) _____
Sales Expense _____ Valuation Method _____
Total Gain (Loss) _____ Accumulation Depreciation _____

Description of Property _____
Date Acquired _____ How Acquired _____
Date Sold _____ Name of Buyer _____
Sales Price _____ Cost or other basis (do not reduce by depreciation) _____
Sales Expense _____ Valuation Method _____
Total Gain (Loss) _____ Accumulation Depreciation _____

Description of Property _____
Date Acquired _____ How Acquired _____
Date Sold _____ Name of Buyer _____
Sales Price _____ Cost or other basis (do not reduce by depreciation) _____
Sales Expense _____ Valuation Method _____
Total Gain (Loss) _____ Accumulation Depreciation _____

Description of Property _____
Date Acquired _____ How Acquired _____
Date Sold _____ Name of Buyer _____
Sales Price _____ Cost or other basis (do not reduce by depreciation) _____
Sales Expense _____ Valuation Method _____
Total Gain (Loss) _____ Accumulation Depreciation _____

Description of Property _____
Date Acquired _____ How Acquired _____
Date Sold _____ Name of Buyer _____
Sales Price _____ Cost or other basis (do not reduce by depreciation) _____
Sales Expense _____ Valuation Method _____
Total Gain (Loss) _____ Accumulation Depreciation _____

Form 990-PF, Page 1, Part I, Line 18

Line 18 Stmt

Taxes	Rev/Exp Book	Net Inv Inc	Adj Net Inc	Charity Disb
Excise tax	1,782,874.			
State registration	1,500.			
Total	1,784,374.			

Form 990-PF, Page 4, Part VII-A, Line 8a

States Registered In

NY - New York
 DC - District of Columbia

Form 990-PF, Page 1, Part I

Line 16c - Other Professional Fees

Name of Provider	Type of Service Provided	Amount Paid Per Books	Net Investment Income	Adjusted Net Income	Disbursements for Charitable Purposes
Investure	Investment Mgmt	3,254,348.	3,254,348.		
BNY Mellon	Custodial	181,845.	181,845.		
JPMorgan	Custodial	58,122.	58,122.		
ABRY	Investment Mgmt	337,159.	337,159.		
Axiom	Investment Mgmt	37,088.	37,088.		
Blackstone	Investment Mgmt	269,964.	269,964.		
Carlyle	Investment Mgmt	8,341.	8,341.		
Colchester	Investment Mgmt	29,158.	29,158.		
Columbia	Investment Mgmt	77,833.	77,833.		
Convexity	Investment Mgmt	297,216.	297,216.		
EnCap	Investment Mgmt	40,967.	40,967.		
EnerVest	Investment Mgmt	95,619.	95,619.		
Lindsay Goldberg	Investment Mgmt	95,961.	95,961.		
Mayo	Investment Mgmt	64,920.	64,920.		
Shorenstein	Investment Mgmt	114,371.	114,371.		
ShoreView	Investment Mgmt	92,018.	92,018.		
Silver Lake	Investment Mgmt	47,288.	47,288.		
SSgA	Investment Mgmt	10,711.	10,711.		
Wellington	Investment Mgmt	211,736.	211,736.		
Total		5,324,665.	5,324,665.		

Form 990-PF, Page 2, Part II, Line 10a

L-10a Stmt

Line 10a - Investments - US and State Government Obligations:	End of Year		End of Year	
	State and Local Obligations Book Value	State and Local Obligations FMV	US Government Obligations Book Value	US Government Obligations FMV
Investure Fixed Income			38,078,388.	38,078,388.
BNYM Stif			19,673,121.	19,673,121.
Investure Fixed Income			242,215.	242,215.
Interest receivable			218,419.	218,419.

Form 990-PF, Page 2, Part II, Line 10a

Continued

L-10a Stmt

Line 10a - Investments - US and State Government Obligations:	End of Year		End of Year	
	State and Local Obligations Book Value	State and Local Obligations FMV	US Government Obligations Book Value	US Government Obligations FMV
Total			<u>58,212,143.</u>	<u>58,212,143.</u>

Form 990-PF, Page 2, Part II, Line 10b

L-10b Stmt

Line 10b - Investments - Corporate Stock:	End of Year	
	Book Value	Fair Market Value
Investure Emerging Markets Fund	41,169,845.	41,169,845.
Investure Global Equity - All Series	214,170,517.	214,170,517.
Investure Global Equity - Marketable Series	15,964,246.	15,964,246.
ABRY Advanced Securities	2,063,087.	2,063,087.
ABRY Advanced Securities II	2,584,232.	2,584,232.
Farallon	5,732,901.	5,732,901.
TIFF ARP II	13,734,195.	13,734,195.
Varde	1,907,871.	1,907,871.
Astoria	3,488,704.	3,488,704.
Investure Alternatives Fund	136,432,137.	136,432,137.
Investure Evergreen Fund - Permanent	23,616,916.	23,616,916.
Investure Evergreen Fund - 2013	3,858,061.	3,858,061.
Blackstone Distressed Securities	79,930.	79,930.
ABRY Senior Equity III	4,772,235.	4,772,235.
ABRY Partners VI	3,117,685.	3,117,685.
ABRY VII	3,743,340.	3,743,340.
Blackstone Capital Partners V	4,620,064.	4,620,064.
Carlyle Partners	3,142,648.	3,142,648.
Lindsay Goldberg	590,485.	590,485.
Lindsay Goldberg II	4,053,721.	4,053,721.
Lindsay Goldberg Bessemer III	3,317,463.	3,317,463.
Permit Capital	4,220,670.	4,220,670.
Proquest Investments	496,791.	496,791.
Shoreview Capital	849,821.	849,821.
Shoreview Capital II	3,784,319.	3,784,319.
Silver Lake Partners	1,995,524.	1,995,524.
Silver Lake Partners III	3,063,771.	3,063,771.
TA VIII	24,508.	24,508.
TA IX	251,861.	251,861.
TA X	2,886,614.	2,886,614.
TA XI	2,782,767.	2,782,767.
Abingworth Bioventures IV	2,066,307.	2,066,307.
Abingworth Bioventures V	2,573,722.	2,573,722.
Columbia Capital Equity IV	5,486,177.	5,486,177.
Columbia Capital Equity V	5,141,276.	5,141,276.
Dover Street V	957,595.	957,595.
Dover Street VI	3,180,979.	3,180,979.
Dover Street VII	4,791,309.	4,791,309.
Granite Ventures	4,028,136.	4,028,136.
Sofinnova Ventures	1,299,511.	1,299,511.
TIFF Partners II	189,754.	189,754.

Form 990-PF, Page 2, Part II, Line 10b

Continued

L-10b Stmt

Line 10b - Investments - Corporate Stock:	End of Year	
	Book Value	Fair Market Value
Polaris Ventures V	4,308,059.	4,308,059.
Polaris Ventures VI	1,110,714.	1,110,714.
Rho Ventures V	3,237,609.	3,237,609.
Rho Ventures VI	4,402,584.	4,402,584.
EnCap Energy V	417,814.	417,814.
EnCap Energy VI	1,140,626.	1,140,626.
EnCap Energy VII	1,449,289.	1,449,289.
EnCap Energy VIII	2,543,418.	2,543,418.
EverVest X	2,658,189.	2,658,189.
EnerVest XI	7,413,051.	7,413,051.
EnerVest XII	2,773,110.	2,773,110.
Resource Capital Fund	2,555,893.	2,555,893.
RMS Growth	6,112,167.	6,112,167.
Blackstone Real Estate Europe	4,291,584.	4,291,584.
Blackstone Real Estate	3,504,457.	3,504,457.
Blackstone Real Estate V	6,055,920.	6,055,920.
Blackstone Real Estate VI	6,220,920.	6,220,920.
Lubert Adler IV	979,117.	979,117.
Luber Adler V	592,804.	592,804.
Madison International III	2,668,958.	2,668,958.
Madison International IV	5,157,179.	5,157,179.
Shorenstein 9	2,163,240.	2,163,240.
Total	<u>613,988,397.</u>	<u>613,988,397.</u>

Form 990-PF, Page 2, Part II, Line 10c

L-10c Stmt

Line 10c - Investments - Corporate Bonds:	End of Year	
	Book Value	Fair Market Value
Convexity - Class A	23,416,300.	23,416,300.
Total	<u>23,416,300.</u>	<u>23,416,300.</u>

Form 990-PF, Page 2, Part II, Line 14

L-14 Stmt

Line 14b - Description of Land, Buildings, and Equipment	(a) Cost/Other Basis	(b) Accumulated Depreciation	(c) Book Value
Building	275,000.	0.	275,000.
Furniture, Fixtures, Equipment	7,162,590.	2,791,921.	4,370,669.
Total	<u>7,437,590.</u>	<u>2,791,921.</u>	<u>4,645,669.</u>

Form 990-PF, Page 2, Part II, Line 15

Other Assets Stmt

Line 15 - Other Assets:	Beginning Year Book Value	End of Year	
		Book Value	Fair Market Value
Receivable from security sales	6,000,000.	7,136.	7,136.
Taxes refundable	292,583.	186,946.	186,946.
Miscellaneous holdings	0.	137,764.	137,764.
Total	<u>6,292,583.</u>	<u>331,846.</u>	<u>331,846.</u>

Form 990-PF, Page 2, Part II, Line 22

Other Liab Stmt

Line 22 - Other Liabilities:	Beginning Year Book Value	Ending Year Book Value
	Deferred taxes	1,539,655.
Post retirement health care liab	4,602,212.	5,009,509.
Incentive fee payable	0.	819,298.
Total	<u>6,141,867.</u>	<u>7,333,724.</u>

Supporting Statement of:

Form 990-PF, p2/Line 18(a)

Description	Amount
Grants payable per schedule	19,082,658.
Discount on grants payable	-40,446.
Total	<u>19,042,212.</u>

Supporting Statement of:

Form 990-T, p1/Line 5, Column (A)

Description	Amount
Ordinary income	378,352.
Net rental real estate income	333.
Other net rental income	14,365.
Interest income	7,013.
Ordinary dividends	26,154.
Royalty income	1.
Net short-term capital loss	-154.
Net long-term capital gain	221,619.
Unrecaptured 1231 loss	-32,766.
Section 1231 gain	342,643.
Other portfolio income	611.
Involuntary conversions	5.
Section 1256 contracts and straddles	2.
Cancellation of debt	102,246.
Other loss	-83,646.
Section 179 deduction	-2,483.
Cash contributions (50%)	-270.
Cash contributions (30%)	-1.
Investment interest expense	-12,178.
Deductions - royalty income	-282.
Section 59(E)(2) expenditures	-5,081.
Deductions - portfolio (2% floor)	-42,512.
Deductions - portfolio (other)	-63.
Other deductions	-28,988.
Total foreign tax paid	-830.
Post-1986 depreciation adjustment	-1,187.
Adjusted loss	-118.
Total	<u>882,785.</u>

The Commonwealth Fund
 13-1635260
 Depreciation Expense
 Fiscal Year End 6/30/13

Part I, Line 19, Column (a)

Year <u>Acquired</u>	<u>Total</u>	<u>Buildings</u>	Furniture & <u>Fixtures</u>	Computer <u>Equipment</u>
1991 - 1992	7,023	7,023	0	0
1992 - 1993	2,322	428	1,894	0
1993 - 1994	1,359	1,029	330	0
1994 - 1995	651	339	313	0
1995 - 1996	2,064	1,287	776	0
1996 - 1997	0	0	0	0
1997 - 1998	7,255	5,541	1,713	0
1998 - 1999	7,139	2,864	4,274	0
1999 - 2000	8,686	8,530	156	0
2000 - 2001	25,572	23,172	2,400	0
2001 - 2002	17,533	17,021	512	0
2002 - 2003	20,061	20,061	0	0
2003 - 2004	4,016	4,016	0	0
2004 - 2005	7,485	7,485	0	0
2005 - 2006	23,823	23,411	412	0
2006 - 2007	22,267	15,898	6,369	0
2007 - 2008	60,810	44,221	16,590	0
2008 - 2009	45,760	9,865	2,741	33,154
2009 - 2010	8,634	7,400	1,234	0
2010 - 2011	30,558	17,220	13,338	0
2011 - 2012	10,699	6,196	1,523	2,980
2012 - 2013	6,948	2,716	4,232	0
Total	320,664	225,722	58,807	36,134

The Commonwealth Fund
990-PF
FYE June 30, 2013

Part VII-A
Statements Regarding Activities

Line 12

The foundation made matching grants totaling \$18,625 to donor advised funds pursuant to the *matching grants policy of the organization and included that amount as part of the qualifying distribution. Matching grants are available to staff and trustees and fulfills the mission of the organization by encouraging philanthropy by staff and trustees and is a non-taxable benefit that helps recruit trustees, who are not remunerated.*

The Commonwealth Fund
Attachment to the Internal Revenue Service Form 990-PF
Part VII-B, Question 5C on page 6
Expenditure Responsibility Statement for the year ending June 30, 2013

Request Number	Organization Name	Organization Address	Award Date	Grant Amount	Project Title	Payment Amount	Payment Date	Any Diversion By Grantee	Dates of Reports by Grantee	Date and Results of Verification
20120510	Actuarial Research Corporation	6928 Little River Turnpike Annandale, VA 22003	5/21/2012	\$250,000	Modeling the Impact of Health Care Payment, Financing, and System Reforms	\$50,000	10/29/2012	No	Final Financial Report 10/11/12	not required
20130132	Actuarial Research Corporation	6928 Little River Turnpike Annandale, VA 22003	10/2/2012	\$97,856	Modeling the Impact of Health Care Payment, Financing, and System Reforms	\$50,000	10/29/2012	No	Final Financial Report 1/28/13 Final Project Report 11/8/12	not required
20110101	American Academy of Family Physicians	11400 Tomahawk Creek Parkway Leawood, KS 66211	1/20/2011	\$49,984	International Learning on Increasing the Value and Effectiveness of Primary Care	\$10,000	8/20/2012	No	Final Financial Report 8/8/12 Final Project Report 2/29/12	not required
20110256	American Academy of Family Physicians	11400 Tomahawk Creek Parkway Leawood, KS 66211	4/12/2011	\$96,668	A Rapid Evaluation of Illinois's Medicaid Medical Home Program	\$19,334	7/23/2012	No	Final Financial Report 7/19/12 Final Project Report 5/31/13	not required
20090275	Bundesgeschäftsstelle Qualitätssicherung gGmbH	Kanzlerstraße 4 Dusseldorf 40472	12/2/2008	\$50,720	Planning Grant for The Commonwealth Fund Initiative for Second Generation International Benchmarking in Health Care				No payments were made during the fiscal year. Final Project Report is overdue Future payments will be made only when reporting requirements have been fulfilled.	not required
20110327	Center for Studying Health System Change	1100 1st Street, NE, 12th Floor Washington, DC 20002-4221	7/12/2011	\$233,455	Models of Access to Specialty Services for Medicaid Enrollees Implications for	\$48,336	9/3/2013	No	Final Financial Report 3/12/13 Final Project Report 7/30/13	not required

Request Number	Organization Name	Organization Address	Award Date	Grant Amount	Project Title	Payment Amount	Payment Date	Any Diversion By Grantee	Dates of Reports by Grantee	Date and Results of Verification
20110470	Center for Studying Health System Change	1100 1st Street, NE, 12th Floor Washington, DC 20002-4221	7/12/2011	\$156,689	The Affordability of Medical Care Management of Chronic Conditions and the Potential Effects of Health Reform, Phase 2	\$65,000	3/4/2013	No	Interim Financial Report 3/23/13 Final Project Report is due on 1/31/14 Future payments will be made only when reporting requirements have been fulfilled	not required
20130070	Center for Studying Health System Change	1100 1st Street, NE, 12th Floor Washington, DC 20002-4221	11/13/2012	\$284,586	Understanding How Primary Care Teams in Medical Homes Develop and Function	\$113,850	3/4/2013	No	Final Financial Report 8/29/2013 Final Project Report is due on 1/31/13 Future payments will be made only when reporting requirements have been fulfilled	not required
20130078	Center for Studying Health System Change	1100 1st Street, NE, 12th Floor Washington, DC 20002-4221	11/22/2012	\$31,000	Addressing Provider Consolidation through Market Forces and Regulation	\$24,800	12/10/2012	No	Final Financial Report 8/13/2013 Final Project Report 8/13/2013 NO payments were made during the fiscal year	not required
20110473	DMA Health Strategies	9 Meriam Street, Suite 4 Lexington, MA 02420	7/12/2011	\$76,865	Role and Financing of Enabling Services for Vulnerable Populations			No	Interim Financial Report 1/31/2012 Final Project Report is overdue Future payments will be made only when reporting requirements have been fulfilled	not required
20090497	Dobson DaVanzo & Associates, LLC	440 Maple Avenue East, Suite 203 Vienna, VA 22180	10/26/2009	\$114,135	Determining the Impact of Alternative Payment Levels for Hospital Patients Who Are Currently Uninsured	\$5,428	1/14/2013	No	Final Financial Report 1/7/2013 Final Project Report is overdue Future payments will be made only when reporting requirements have been fulfilled	not required
20110397	Dobson DaVanzo & Associates, LLC	440 Maple Avenue East, Suite 203 Vienna, VA 22180	8/15/2011	\$38,898	Understanding the Potential Impact of Medicare Payment Bundling on Long Term Services and Supports			No	Final Financial Report 5/22/2013 Final Project Report 10/3/2012	not required

Request Number	Organization Name	Organization Address	Award Date	Grant Amount	Project Title	Payment Amount	Payment Date	Any Diversion By Grantee	Dates of Reports by Grantee	Date and Results of Verification
20130049	Focused Medical Analytics	125 Sully's Trail, Suite 8 Pittsford, NY 14534	8/27/2012	\$24,796	Practitioner/Health Plan Collaboration Building a New Model for the Next Decade	\$19,800	10/15/2012	No	Final Project Report 8/29/2013 Final Financial Report is overdue Future payments will be made only when reporting requirements have been fulfilled	not required
20100627	GfK Custom Research, LLC	440 Park Avenue South, 6th Floor New York, NY 10016	6/25/2010	\$49,000	Assessing the Spread of the Chronic Care "Model" and Patient-Centered Care An On-Line Survey of Adults with Chronic Con	\$24,500	10/15/2012	No	Final Financial Report 9/18/2012 Final Project Report 10/11/2012	not required
20110092	GfK Custom Research, LLC	440 Park Avenue South, 6th Floor New York, NY 10016	11/9/2010	\$363,900	Tracking Health Reform's Impact on Insurance Coverage for Young Adults,	\$66,350	4/15/2013	No	Final Financial Report 9/11/2013 Final Project Report 9/11/2013	not required
20130280	GfK Custom Research, LLC	440 Park Avenue South, 6th Floor New York, NY 10016	4/9/2013	\$490,200	Tracking Health Insurance Reform 2013-15	\$0	6/26/2013	No	Funds transferred to #20130703, Social Science Research Solutions	not required
20110474	Harris Interactive, Inc	60 Corporate Woods Rochester, NY 14623	7/12/2011	\$470,609	International Health Policy Survey, 2012	\$100,000 \$95,609	9/17/2012 1/14/2013	No	Final Financial Report 12/18/2012 Final Project Report 10/10/2012	not required
20120388	Harris Interactive, Inc	60 Corporate Woods Rochester, NY 14623	3/30/2012	\$45,000	The Commonwealth Fund 2012 Health Policy Survey Co-Funding for Germany, the Nethe	\$15,000	1/14/2013	No	Final Financial Report 11/1/2012 Final Project Report is overdue Future payments will be made only when reporting requirements have been fulfilled	not required
20110035	Health Management Associates, Inc	120 North Washington Square, Suite 705 Lansing, MI 48933	11/9/2010	\$308,759	Case Studies of Innovation and High Performance for WhyNotTheBest.org Medicaid Managed Care Innovations to Improve Care for Vulnerable Populations			No	No payments were made during the fiscal year. Interim Financial Report 12/19/2012 Final Project Report is overdue Future payments will be made only when reporting requirements have been fulfilled	not required
20120061	Health Management Associates, Inc	120 North Washington Square, Suite 705 Lansing, MI 48933	11/15/2011	\$179,729		\$70,000	7/23/2012	No	Final Financial Report 6/28/2013 Final Project Report 6/28/2013	not required

Request Number	Organization Name	Organization Address	Award Date	Grant Amount	Project Title	Payment Amount	Payment Date	Any Diversion By Grantee	Dates of Reports by Grantee	Date and Results of Verification
20120078	Health Management Associates, Inc	120 North Washington Square, Suite 705 Lansing, MI 48933	11/15/2011	\$179,491	Case Studies of State Innovations in Payment and Delivery System Reform	\$75,000	7/9/2012	No	Interim Financial Report 12/17/2012 Final Project Report is overdue. Future payments will be made only when reporting requirements have been fulfilled	not required
20130343	Health Policy Associates, Inc.	847 25th Avenue San Francisco, CA	2/4/2013	\$50,000	Commonwealth Fund Strategic	\$25,000	2/19/2013	No	Final Financial Report 5/9/2013 Final Project Report 5/9/2013	not required
20110427	Health Services Research Association of Australia & New Zealand	Department of Public Health Level 3 122 Frome Street Adelaide, SA 05005 Australia	4/21/2011	\$5,000	7th Australia-New Zealand Health Services and Policy Research Conference			No	Unexpended balance cancelled in November 2012	not required
20110545	Health Vista LLC	P O Box 47141 Chicago, IL 47141-0141	6/22/2011	\$17,996	Case Study of State-Based Multi-Stakeholder Partnerships that Improve the Quality of Pediatric Care	\$6,115	4/15/2013	No	Final Financial Report 3/28/2013 Final Project Report 3/22/2012	not required
20130050	Health Vista LLC	P O Box 47141 Chicago, IL 47141-0141	8/27/2012	\$49,739	Quality Matters. A Fund Bimonthly Newsletter about Innovators Making a Difference in Patient Care, Patient Outcomes, and	\$425 \$5,706 \$5,706 \$3,268 \$2,400 \$5,706 \$6,906	9/30/2012 11/12/2012 12/26/2012 12/26/2012 3/18/2013 3/18/2013 5/28/2013	No	Final Project Report is overdue Future payments will be made only when reporting requirements have been fulfilled	not required
20120465	Internet Archive	300 Funston Avenue San Francisco, CA 94118	7/10/2012	\$5,000	Maintenance of The Commonwealth Fund's Archives, Year	\$5,000	9/17/2012	No	Final Financial Report 9/5/2012	not required
20090420	Jewish Healthcare Foundation of Pittsburgh	320 Fort Duquesne Boulevard, Suite 20-J Pittsburgh, PA 15222	3/4/2009	\$49,302	Analyzing State Policies to Improve Healthcare Cost and Improve Value		11/13/2012	No	Unexpended balance cancelled in November 2012	not required

Request Number	Organization Name	Organization Address	Award Date	Grant Amount	Project Title	Payment Amount	Payment Date	Any Diversion By Grantee	Dates of Reports by Grantee	Date and Results of Verification
20110287	Jonathan Gruber	83 Pleasant Street Lexington, MA 02421	4/12/2011	\$107,500	Modeling Alternatives to the Affordable Care Act			No	No payments were made during the fiscal year Interim Financial Report 10/28/2011 Final Project Report is overdue Future payments will be made only when reporting requirements have been fulfilled	not required
20120483	Jonathan Gruber	83 Pleasant Street Lexington, MA 02421	6/13/2012	\$75,000	Modeling the Alternatives for Health Care for the 2012 Election	\$50,000 \$25,000	7/23/2012 11/26/2012	No	Final Financial Report 11/12/2012 Final Project Report 8/31/2012	not required
20100091	London School of Economics and Political Science	Houghton Street London, ENGLAND WC2A 2AE	11/10/2009	\$199,650	International Lessons On Health Reform Learning From the Experiences of European Nations, Year 2	\$29,650	2/4/2013	No	Final Financial Report 1/30/2012 Final Project Report 1/10/2013	not required
20100576	London School of Economics and Political Science	Houghton Street London, ENGLAND WC2A 2AE	6/30/2010	\$49,600	Analysis of Prescription Drug Prices in the United States and Europe	\$7,500	2/4/2013	No	Final Financial Report 1/30/2012 Final Project Report 11/9/2012	not required
20110347	London School of Economics and Political Science	Houghton Street London, ENGLAND WC2A 2AE	4/12/2011	\$201,630	for Bending the Curve Achieving a High Performance Health Care System	\$85,000 \$31,630	9/17/2012 2/4/2013	No	Final Financial Report 9/3/2012 Final Project Report 10/24/2012	not required
20120306	London School of Economics and Political Science	Houghton Street London, ENGLAND WC2A 2AE	4/10/2012	\$189,750	International Data Tracking Project Comparison of Health Care Costs in the U.S. with Those in Selected Countries			No	No payments were made during the fiscal year Final Project Report is overdue. Future payments will be made only when reporting requirements have been fulfilled	not required

Request Number	Organization Name	Organization Address	Award Date	Grant Amount	Project Title	Payment Amount	Payment Date	Any Diversion By Grantee	Dates of Reports by Grantee	Date and Results of Verification
20120330	London School of Economics and Political Science	Houghton Street London, ENGLAND WC2A 2AE	4/10/2012	\$199,540	International Lessons for the Financial Sustainability of Health Systems	\$80,000 \$80,000	10/29/2012 4/15/2013	No	Final Project Report 11/2/2012 Final Financial Report is overdue Future payments will be made only when reporting requirements have been fulfilled	not required
20120431	London School of Economics and Political Science	Houghton Street London, ENGLAND WC2A 2AE	4/24/2012	\$50,000	Analysis of Medical Imaging Policies, Prices and Utilization in High-income Countries			No	Adjustment was made to reduce the grant amount Final Project Report is due on 9/30/13. Future payments will be made only when reporting requirements have been fulfilled	not required
20130350	London School of Economics and Political Science	Houghton Street London, ENGLAND WC2A 2AE	4/9/2013	\$199,650	Learning from the International Experience, Year 6 Medicaid's Role in Payment and Delivery System			No	No payments were made during the fiscal year Final Project Report is due on 4/30/2014. Future payments will be made only when reporting requirements have been fulfilled	not required
20120225	Manatt, Phelps & Phillips, LLP	7 Times Square New York, NY 10036	12/20/2011	\$45,000	Achieving a High Performing Health System Addressing the Social Determinants of Health	\$15,000	10/15/2012	No	Final Financial Report 8/21/2012 Final Project Report 11/14/2012	not required
20130450	Manatt, Phelps & Phillips, LLP	7 Times Square New York, NY 10036	4/29/2013	\$50,000		\$40,000	6/24/2013	No	Final Project Report is due on 11/15/2013. Future payments will be made only when reporting requirements have been fulfilled	not required
20120487	Mathematica Policy Research, Inc.	P O Box 2393 Princeton, NJ 08543-2393	6/2/2012	\$24,975	Variation in Efficiency Medicare Advantage Plans Relative to Medicare Fee For Service			No	No payments were made during the fiscal year Final Financial Report- 9/20/2013 Final Project Report is overdue Future payments will be made only when reporting requirements have been fulfilled	not required

Request Number	Organization Name	Organization Address	Award Date	Grant Amount	Project Title	Payment Amount	Payment Date	Any Diversion By Grantee	Dates of Reports by Grantee	Date and Results of Verification
20120208	National Business Coalition on Health	1015 18th Street NW, Suite 730 Washington, DC 20036	11/28/2011	\$49,506	"Purchasing High Performance" Newsletter	\$20,000	4/15/2013	No	Interim Financial Report 1/11/2013 Interim Project Report 7/23/2012 Final Project Report is overdue Future payments will be made only when reporting requirements have been fulfilled	not required
20110544	Organisation for Economic Cooperation and Development (OECD)	2 Rue Andre Pascal Cedex 16 Paris 75775	6/22/2011	\$49,982	Initiating International Comparisons of Health IT Use	\$8,221 \$8,221	2/4/2013 4/15/2013	No	Final Financial Report 7/18/2012 Final Project Report 7/18/2012	not required
20120452	Organisation for Economic Cooperation and Development (OECD)	2 Rue Andre Pascal Cedex 16 Paris 75775	8/1/2012	\$50,000	Development and Validation of a Survey to Enable International Benchmarking of Availability and Use of Information Techn	\$30,000 \$10,000	10/29/2012 3/25/2013	No	Interim Financial Report 3/15/2013 Final Project Report is overdue Future payments will be made only when reporting requirements have been fulfilled	not required
20110093	Pear Tree Communications, OH Inc	3035 Lincoln Boulevard Cleveland Heights, OH 44118	11/9/2010	\$168,120	Raising the Bar for Web Resources on Health Care Performance Benchmarking and Improvement Upgrades for	\$933 \$9,500 \$9,500 \$9,500 \$9,500 \$2,633 \$2,019	1/7/2013 2/19/2013 3/18/2013 4/15/2013 5/13/2013 5/13/2013 6/10/2013	No	Final Financial Report 1/12/2012	not required
20120105	Pear Tree Communications, OH Inc	3035 Lincoln Boulevard Cleveland Heights, OH 44118	11/15/2011	\$219,333	Profiling the Performance of Health Care Organizations and Systems on WhyNotTheBest.org, Phase 4	\$9,100 \$9,100 \$3,202 \$9,100 \$9,100 \$2,346 \$9,100 \$10,233 \$90 \$1,960 \$22,964 \$7,481	7/9/2012 8/6/2012 8/6/2012 9/4/2012 10/1/2012 11/12/2012 11/12/2012 12/10/2012 12/31/2012 2/4/2013 3/25/2013 6/10/2013	No	Final Financial Report 1/9/2013	not required

Request Number	Organization Name	Organization Address	Award Date	Grant Amount	Project Title	Payment Amount	Payment Date	Any Diversion By Grantee	Dates of Reports by Grantee	Date and Results of Verification
20130082	Pear Tree Communications, Inc	3035 Lincoln Boulevard Cleveland Heights, OH 44118	11/13/2012	\$64,195	Growing the Audience for WhyNotTheBest.org, Phase 5			No	No payments were made during the fiscal year Final Financial Report 4/30/2013 Final Project Report is overdue Future payments will be made only when reporting requirements have been fulfilled	not required
20120106	Princeton Survey Research Associates International	911 Commons Way Princeton, NJ 08540	11/15/2011	\$399,300	The Commonwealth Fund Biennial Health Insurance Survey, 2012	\$95,000 \$64,300	9/17/2012 4/29/2013	No	Final Financial Report 2/28/2013 Final Project Report 1/3/2013	not required
20110480	Rockefeller Archive Center	15 Dayton Avenue Sleepy Hollow, NY 10591-1598	7/12/2011	\$85,000	Transfer and Maintenance of The Commonwealth Fund's Archives, Year 16	\$8,500	9/4/2012	No	Final Financial Report 8/16/2012 Final Project Report 8/16/2012	not required
20120464	Rockefeller Archive Center	15 Dayton Avenue Sleepy Hollow, NY 10591-1598	7/10/2012	\$85,000	Transfer and Maintenance of The Commonwealth Fund's Archives, Year 17	\$38,250 \$38,250	8/6/2012 3/4/2013	No	Final Financial Report 8/5/2013	not required
20120378	Scientific Institute for Quality of Healthcare	Raboud University Nijmegen Medical Centre P. O. Box 9101 114 Nijmegen 6500 HB	3/30/2012	\$28,736	Expansion of 2012 Commonwealth Fund International Health Policy Survey to include t	\$6,654	12/10/2012	No	Final Financial Report 11/1/2012 Final Project Report 11/1/2012	not required
20120512	Scientific Institute for Quality of Healthcare	Raboud University Nijmegen Medical Centre P. O. Box 9101 114 Nijmegen 6500 HB	6/2/2012	\$5,500	Dutch Harkness Fellowships Marketing Event at IQ Healthcare Annual Conference	\$5,500	8/6/2012	No	Final Project Report is overdue Future payments will be made only when reporting requirements have been fulfilled No payments were made during the fiscal year.	not required
20130352	Scientific Institute for Quality of Healthcare	Raboud University Nijmegen Medical Centre P. O. Box 9101 114 Nijmegen 6500 HB	2/20/2013	\$23,468	Expansion of 2013 Commonwealth Fund International Health Policy Survey to include the Netherlands			No	Final Project Report is due on 11/15/2013 Future payments will be made only when reporting requirements have been fulfilled	not required

Request Number	Organization Name	Organization Address	Award Date	Grant Amount	Project Title	Payment Amount	Payment Date	Any Diversion By Grantee	Dates of Reports by Grantee	Date and Results of Verification
20120486	Social Science Research Solutions	53 West Baltimore Pike Media, PA 19063	7/10/2012	\$425,494	International Health Policy Survey, 2013	\$150,000	8/6/2012	No	Final Project Report is due on 11/30/13 Future payments will be made only when reporting requirements have been fulfilled	not required
20130063	Social Science Research Solutions	53 West Baltimore Pike Media, PA 19063	11/13/2012	\$178,147	A National Survey to Assess the Capacity of Community Health Centers to Serve as Medical Homes and Participate in	\$85,000 \$1,582	1/14/2013 6/30/2013	No	Final Project Report is due on 12/31/2013. Future payments will be made only when reporting requirements have been fulfilled.	not required
20120396						\$8,200 \$2,500 \$2,500 \$2,500 \$2,500 \$2,500 \$2,500 \$2,500 \$2,500 \$2,501 \$2,501 \$2,501 \$2,501 \$2,501	12/10/2012 1/7/2013 1/7/2013 1/7/2013 1/7/2013 1/7/2013 1/7/2013 2/19/2013 3/4/2013 6/10/2013 6/10/2013 6/10/2013 6/10/2013 6/10/2013 6/10/2013 6/10/2013			
	The King's Fund	11-13 Cavendish Square London W1M 0AN United Kingdom	6/2/2012	\$49,995	International Case Studies of Integrated Care for Older People with Complex Needs	\$2,501 \$2,501 \$2,501 \$2,501 \$2,501	6/10/2013 6/10/2013 6/10/2013 6/10/2013 6/10/2013	No	Final Project Report is overdue Future payments will be made only when reporting requirements have been fulfilled	not required
20110039	The Nuffield Trust	59 New Cavendish Street London W1G 7LP United Kingdom	11/9/2010	\$75,000	Commonwealth Fund/Nuffield Trust International Conference on Health Care Quality Improvement, 2011		11/13/2012 11/13/2012	No	Unexpended balance cancelled in November 2012.	not required
20100550	University Hospital of Cologne	Schumacher Street 62 Cologne 50937	5/22/2010	\$50,000	Patient-Related Outcomes Survey in German Disease Management Programs	\$15,000	12/10/2012	No	No payments were made during the fiscal year. Final Project Report is overdue. Future payments will be made only when reporting requirements have been fulfilled	not required

Request Number	Organization Name	Organization Address	Award Date	Grant Amount	Project Title	Payment Amount	Payment Date	Any Diversion By Grantee	Dates of Reports by Grantee	Date and Results of Verification
20100610	University of British Columbia	2329 West Mall Vancouver, BC V6T 1A	6/25/2010	\$49,198	Pharmaceutical Policy, Global Trends, Challenges, and Innovations	\$6,978	8/6/2012	No	Final Financial Report 8/2/2011 Final Project Report 6/13/2012	not required

The Commonwealth Fund
 EIN 13-1635260

990-PF
 FYE June 30, 2013
 Part VIII, Line 1

Name	Address	Title and average hours per week devoted to position	Compensation	Contributions to employee benefit plan	Payout of deferred compensation	Other allowances
David Blumethal, MD (From 01/01/13 to 06/30/13)	The Commonwealth Fund 1 East 75th Street New York, NY 10021	President 60 hours per week	343,000	68,600		None
Karen Davis, PhD (From 07/01/12 to 12/31/12)	The Commonwealth Fund 1 East 75th Street New York, NY 10021	President 60 hours per week	249,416	49,883	664,189	None
John E Craig, Jr	The Commonwealth Fund 1 East 75th Street New York, NY 10021	Executive Vice President and Chief Operating Officer 60 hours per week	458,367	91,673	322,544	None
Maureen Bisognano	The Commonwealth Fund 1 East 75th Street New York, NY 10021	Director Average of 2 hours per week	None	None		None
Benjamin K Chu, MD	The Commonwealth Fund 1 East 75th Street New York, NY 10021	Director Average of 2 hours per week	None	None		None
Michael V Drake, MD	The Commonwealth Fund 1 East 75th Street New York, NY 10021	Director Average of 2 hours per week	None	None		None
Samuel Fleming	The Commonwealth Fund 1 East 75th Street New York, NY 10021	Director Average of 1.7 hours per week	None	None		None
Julio Frenk, MD, PhD	The Commonwealth Fund 1 East 75th Street New York, NY 10021	Director Average of 1.4 hours per week	None	None		None
Jane E Henney, MD	The Commonwealth Fund 1 East 75th Street New York, NY 10021	Director Average of 1.4 hours per week	None	None		None
Robert Pozen	The Commonwealth Fund 1 East 75th Street New York, NY 10021	Director Average of 1.4 hours per week	None	None		None
Cristine Russell	The Commonwealth Fund 1 East 75th Street New York, NY 10021	Director Average of 1.4 hours per week	None	None		None
James R Tallon, Jr	The Commonwealth Fund 1 East 75th Street New York, NY 10021	Director Average of 4.5 hours per week	None	None		None
William Y Yun	The Commonwealth Fund 1 East 75th Street New York, NY 10021	Director Average of 1.4 hours per week	None	None		None

PART IX CHARITABLE ACTIVITIES DESCRIPTION

The Fund's Mission and Strategy

The mission of The Commonwealth Fund is to promote a high-performing health care system that achieves better access, improved quality, and greater efficiency, particularly for society's most vulnerable, including low-income people, the uninsured, minority Americans, young children, and elderly adults.

The Fund carries out this mandate by supporting independent research on health care issues and making grants to improve health care practice and policy. An international program in health policy and practice is designed to stimulate innovative policies and practices in the United States and other industrialized countries.

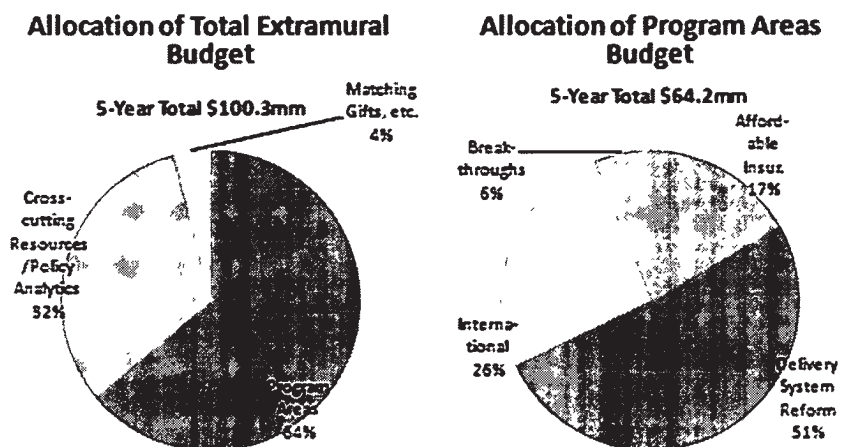
The foundation pursues its mission through four program strategies: Health Care Coverage and Access, Delivery System Reform, International Health Policy and Practice Innovations, and Health System Breakthrough Opportunities. Additional arms of the Fund's strategy include cross-cutting resources and policy analytic activities, as described below.

Over the five-year period beginning on July 1, 2013, the Fund expects to spend \$167.6 million to advance its mission.

Five-Year Spending Plan Approved at April 9, 2013 Board Meeting (\$millions)

	FY 2013-14	FY 2014-15	FY 2015-16	FY 2016-17	FY 2017-18	5-Year Total
Total Fund Budget	\$32.207	\$32.851	\$33.508	\$34.178	\$34.852	\$167.605
Intramural Budget	\$12.763	\$13.246	\$13.340	\$13.811	\$14.037	\$67.246
Extramural Grants Budget	\$19.444	\$19.705	\$19.968	\$20.367	\$20.775	\$100.259
Extramural % of Total Budget	60%	60%	60%	60%	60%	60%

Extramural Spending Budget Allocations, 2013-18



HEALTH CARE COVERAGE AND ACCESS

The number of people without health insurance in the United States climbed steadily over the past decade, rising from 37 million in 2000 to 50 million in 2010. In 2011, however, the picture began to brighten, as the number of uninsured declined to 48.6 million people—the largest one-year drop in the past 10 years. This improvement was likely driven by an increase in the number of young adults who were enrolled in their parents' health plan, a direct result of one of the Affordable Care Act's first reforms.

The recent gains in coverage for young adults foreshadow the further progress expected once the law's major insurance provisions are fully implemented over the next few years. Millions of Americans will soon be able to enroll in private subsidized health plans offered through the new state insurance marketplaces, while others will become eligible for coverage through the Medicaid program. Many people will also benefit from a panoply of new insurance market reforms, including a new standard for essential health benefits and bans on insurers from charging people more based on health or gender or barring enrollment because of a preexisting health condition. In all, some 37 million Americans are expected to gain new or more affordable coverage over the next decade.

As the central coverage reforms go into effect, The Commonwealth Fund's **Health Care Coverage and Access** program will furnish policymakers and key stakeholders with timely analysis to inform successful implementation. Activities will include:

- Providing timely information about the law's reforms and the status of their implementation.
- Tracking enrollment and people's experiences with the new insurance options.

- Evaluating the effects of insurance reforms and state and federal innovation on the extent and quality of health coverage, access to health care, changes in employer-based coverage, affordability of premiums and out-of-pocket costs, health plan competition, innovation in insurance markets, and sustainability of the insurance marketplaces.
- Analyzing and developing national and state short-term policy solutions to address implementation issues as they arise.
- Identifying gaps in the law and its implementation that may leave some groups of people without coverage or adequate protection from costs.

HEALTH CARE DELIVERY SYSTEM REFORM

Health care in the United States is too often compromised by fragmentation in its delivery, by patients' limited access, and by spiraling costs.

Two groups of patients experience the problems in our health system more intensely and more regularly than any other: those with complex, long-term health care needs, and those with low incomes, often no health insurance, and few social supports. The Commonwealth Fund's new **Health Care Delivery System Reform** program focuses on these individuals, because they represent the greatest opportunity to achieve meaningful, rapid gains in the value of health care.

According to federal data, 5 percent of the U.S. population accounts for 50 percent of the nation's health care costs, and 10 percent accounts for 65 percent of total costs. High-cost patients include those with health-related functional limitations requiring not just medical care but frequently also long-term supports and services, such as individuals with multiple, serious chronic conditions like congestive heart failure, coronary artery disease, and diabetes.

People living in poverty and without health insurance coverage—a disproportionate number of whom are members of racial or ethnic minority groups—also experience our health system's shortcomings acutely. Extensive research shows that economically and socially disadvantaged individuals have greater difficulty obtaining health care, receive lower-quality care, and have poorer health outcomes than other groups.

By prioritizing complex and vulnerable patient populations, we as a nation can target our energy and resources where the impact will likely be greatest. Moreover, improvements in care and health for these patients can catalyze improvements throughout the entire health care delivery system.

The goal of the Health Care Delivery System Reform program is to improve outcomes and lower costs for high-cost, complex and vulnerable patient populations. Work supported by the program will be governed by five strategies:

- Promoting care systems that coordinate medical care, long-term care? services, and community-based resources.
- Reforming how providers are paid for their services to encourage more coordination, better quality, and greater efficiency.
- Strengthening primary care.

- Partnering with payers, particularly Medicare and Medicaid, to test and spread effective innovations.
- Developing the physician leadership needed to address the health needs of vulnerable populations through the Mongan Commonwealth Fund Fellowship in Minority Health Policy.

MONGAN COMMONWEALTH FUND FELLOWSHIP PROGRAM IN MINORITY HEALTH POLICY

Achieving a high-performance health care system requires dedicated physician-leaders capable of transforming care delivery and promoting policies and practices that improve access to high-quality care for vulnerable populations, including racial and ethnic minorities and economically disadvantaged groups. Since 1996, the Mongan Commonwealth Fund Fellowship Program in Minority Health Policy has played an important role in developing such leaders.

Based at Harvard Medical School under the direction of Joan Reede, M.D., Dean for Diversity and Community Partnership, the year-long fellowship offers intensive study in health policy, public health, and management for physicians committed to transforming health care delivery systems for vulnerable populations. Under the program, fellows complete academic work leading to a master of public health degree at the Harvard School of Public Health, or a master of public administration degree at the Harvard Kennedy School of Government. Fellows also participate in leadership forums and seminars with nationally recognized leaders in health care delivery systems, minority health, and public policy.

Selected fellows can participate in an optional second year of practicum experience to supplement academic and leadership development training with practical experience in a health care delivery system setting, a federal or state agency, or a policy-oriented institution. The practicum is a competitive program, with a variable number of placements available each year.

INTERNATIONAL HEALTH POLICY & PRACTICE INNOVATIONS

Across the industrialized world, health care policymakers face mounting pressure to “bend the cost curve” while at the same time maintaining access to the latest in medical technologies, improving the quality and safety of care, and making the health system more responsive to patients’ needs and preferences. How other advanced countries address these challenges should be of particular interest to the United States, which spends far more on health care—per person and as a percentage of the nation’s economic output—than any other nation and yet receives less in return than most.

The Commonwealth Fund’s **International Health Policy & Practice Innovations** program seeks to learn about successful approaches taken by other advanced countries to ensure access to high-quality, cost-effective health care, and then share those lessons among our peer nations. The program promotes cross-national learning by:

- Annually surveying the public, patients, and physicians in 11 countries to compare health system performance.

- Organizing an annual International Symposium on Health Care Policy, attended by health ministers and senior government officials, as well as other multinational forums.
- Sponsoring the Harkness Fellowships in Health Policy and Practice, which enable promising health care policy researchers and practitioners in nine countries to spend up to 12 months in the U.S. conducting policy-oriented research, gaining firsthand exposure to innovative models of health care delivery, and working with leading policy experts. The fellowship has a number of international cosponsors.
- Identifying and disseminating information about health care delivery system innovations abroad that might also work in the U.S.

BREAKTHROUGH HEALTH CARE INNOVATIONS

In any industry or field, a little disruption every once in a while—and, sometimes, even a major shock—can be a good thing. Whether change requires us to make a simple adjustment or to completely rethink how we approach our work, in the long run it can lead us to improvements that previously were never thought possible.

The Commonwealth Fund’s new **Breakthrough Health Care Innovations** program seeks to identify and assess new ideas with the potential to disrupt the health system in a good way—by making it more responsive and more efficient, by expanding access to quality care, or by improving patient outcomes. Think of the now-ubiquitous checklist, used in hospital operating rooms and intensive care units around the country to ensure the right care is provided at the right time. Only a short time ago, checklists were considered by many doctors to be an unnecessary burden, even a challenge to their authority. Today we know the use of checklists has saved many lives by reducing human errors that imperil patient safety.

The Breakthrough Health Care Innovations program will explore emerging technologies, care delivery processes, organizational models, incentives, and policies that could have a game-changing effect on health system performance. By bringing together innovators, users, entrepreneurs, venture capitalists and regulators, the program will facilitate the translation of these innovative ideas into practice.

In its first year, the program will focus on three areas:

- Engaging consumers in their health care through information technology.
- Next-generation provider incentives that are grounded in behavioral change theory.
- “Frugal innovations” from the developing world that may be transferable to the United States.

CROSS-CUTTING RESOURCES AND POLICY ANALYTIC ACTIVITIES

TRACKING HEALTH SYSTEM PERFORMANCE

The U.S. health system is undergoing major changes intended to expand the availability of high-quality care, achieve healthier outcomes, and lower costs. With enactment of the Affordable Care Act, the federal government is investing billions in expanded health insurance coverage and innovations in care delivery.

The Commonwealth Fund's **Tracking Health System Performance** initiative is assessing the nation's progress toward these goals, including whether the investment is yielding hoped-for gains. Building on a series of national, state, and local health system scorecards begun in 2006, the initiative provides performance benchmarks and improvement targets while helping to inform future action by policymakers and health care stakeholders.

Drawing from multiple data sources to provide key indicators of access, quality/prevention, costs, and healthy lives, the scorecards to date include:

- *National Scorecard on U.S. Health System Performance* (2006, 2008, 2011): compares U.S. average performance to benchmarks set within the U.S. and internationally.
- *State Scorecard on Health System Performance* (2007, 2009): assesses states' performance on health care relative to achievable benchmarks.
- *Scorecard on Local Health System Performance* (2012): compares performance in more than 300 U.S. hospital referral regions.
- *Scorecard on State Health System Performance for Low-Income Populations* (Sept. 2013): focuses on how well states are addressing the health care needs of their low-income populations.
- *State Scorecard on Long-Term Services and Supports* (2012): assesses the performance of nursing homes, home health agencies, and state programs across the states. The scorecard is sponsored jointly by The Commonwealth Fund, AARP, and the SCAN Foundation.

The Commonwealth Fund supports a research team at the Institute for Healthcare Improvement (IHI) to assemble health system performance tracking metrics and develop the scorecards.

In addition, the Fund supports WhyNotTheBest.org, an online tool that allows health care professionals and researchers to benchmark health care performance and find resources to guide their improvement efforts.

ADVANCING MEDICARE

For nearly five decades, Medicare has helped older adults and disabled people of all ages obtain the health care they need while protecting the most vulnerable from severe financial hardship.

The Commonwealth Fund's **Advancing Medicare** initiative identifies ways in which this crucial program—the largest single payer of health care services in the United States—can serve its beneficiaries more effectively and efficiently while helping to foster health system improvements nationwide.

Medicare has enormous capacity to leverage broader change in U.S. health care. More than 50 million aged and disabled Americans access care through the program, which

accounts for a large and growing share of the federal budget (the government spends nearly \$600 billion on Medicare benefits annually, accounting for 18 percent of total federal non-interest spending). And with the creation of the Center for Medicare and Medicaid Innovation, Medicare has a key role in the development, implementation, evaluation, and spread of innovative models of health care organization, delivery, and payment—not only for Medicare, but for other federal and state health insurance programs and private payers, too.

As Medicare approaches its 50th anniversary in 2015, The Commonwealth Fund will be studying potential solutions to the issues facing the program. The Fund and its grantees will examine how Medicare can:

- Improve access to care needed by aged and disabled beneficiaries.
- Lower program costs.
- Assess and disseminate innovations in care delivery and provider payment throughout the program and the entire health system.
- Improve coordination between Medicare and other public programs, like Medicaid.
- Work together with private insurers, particularly as the new state insurance marketplaces open for business.

Success in each of these areas will help ensure that Medicare remains a vital force in our nation's health care.

CONTROLLING HEALTH COSTS

The U.S. health care system is by far the most expensive in the world, consuming 18 percent of the nation's gross domestic product. That's 50 percent higher than the share of GDP devoted to health care in the second-most-expensive country (the Netherlands) and double that in many other high-income countries.

Despite all that spending, health outcomes for Americans are often worse, while evidence of waste and inefficiency throughout the U.S. health system abounds. Evidence also shows that U.S. prices are out of line with what other developed nations pay for the same medical services, devices, and pharmaceuticals—even those produced in the United States sold on global markets. All this excess spending is putting a strain on businesses, governments, and household budgets—diverting resources away from investments in jobs, education, and other social and economic needs.

The Commonwealth Fund's **Controlling Health Costs** initiative monitors and analyzes spending in both the public and private health care sectors. It seeks answers to two central questions:

- What is driving higher or lower costs and spending in health care markets across the country?
- What policy reforms, innovations in care delivery, or changes in provider payment have the potential to reduce costs while improving outcomes in all regions?

Patients with the highest and costliest health care needs, such as people with multiple chronic conditions, are a particular emphasis of the initiative. Research efforts also focus on the cost impact of new medical technologies and changing demographics, as well as the role of prices, treatment patterns, and resource use.

It is hoped that findings from these and other analyses will inform new approaches to controlling costs that yield far better value for our health care dollars.

ENGAGING FEDERAL AND STATE HEALTH POLICYMAKERS

If we as a nation are to achieve fundamental improvements in our health care system, federal and state policymakers will need to take action in a coordinated fashion. As implementation of the Affordable Care Act proceeds, both the federal government and the states have roles in expanding access to affordable insurance coverage, in designing, testing, and refining new ways to deliver and pay for health care, and in ensuring that health services are delivered efficiently and equitably. Continuing budgetary pressures, moreover, have forced federal and state officials alike to prioritize the search for ways to produce better health outcomes at lower cost.

The Commonwealth Fund's **Engaging Federal and State Health Policymakers** initiative provides independent analysis of health care issues tailored for those serving in state and federal government. The Fund's team helps to inform and educate congressional members and staff, officials in the executive branch, state policymakers, and the broader policy community—across the political spectrum—on issues central to achieving a high-performance health system.

Through the briefings, conferences, and retreats it sponsors, the Fund's team also serves as a neutral convener, facilitating both state-to-state learning and communications between federal and state policymakers to inform policy deliberations and generate new solutions. Finally, the team also supports The Commonwealth Fund's programmatic efforts to provide policymakers with timely, balanced, evidenced-based policy research and analysis.

COMMUNICATIONS

The Fund's Communications program uses print, broadcast, online, and social media to bring information on health reform and health system transformation to the attention of critical stakeholder groups, especially policy officials and leaders in health care delivery. The foundation's *Realizing Health Reform's Potential* issue brief series enriches public understanding of how the Affordable Health Care Act will affect specific groups, including women, disabled persons, small businesses, persons with pre-existing conditions, older adults, and workers undergoing a change in employment status. A media fellowship program conducted by the Association of Health Care Journalists, encourages in-depth reporting on issues related to health system performance and change. *The Commonwealth Fund Blog* features topical analyses by staff, grantee, and external policy experts and is a major source for analysis of state health insurance exchange regulations and the status of states' progress on exchange implementation. The online

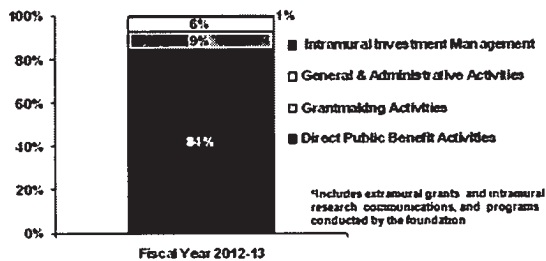
Health Reform Resource Center provides a timeline of the Affordable Care Act’s major provisions and an interactive tool for searching specific provisions by year of implementation, category, and stakeholder group.

The Fund’s Resources and Their Management

The Fund’s human resources are as important as its financial ones. They include highly productive professional staff based in the Fund’s New York City headquarters and in its Washington, D.C., and Boston offices—as well as an outstanding constellation of advisers, principal investigators on Fund grants, and members of the Fund’s own Board of Directors.

Reflecting the foundation’s value-added approach to grantmaking, approximately 40 percent of the total budget is devoted to intramural units engaged in research and program development, collaborations with grantees, and dissemination of program results to policymakers, health care leaders, researchers, and other influential audiences. The portion of the foundation’s total budget devoted to administration is 6 percent.

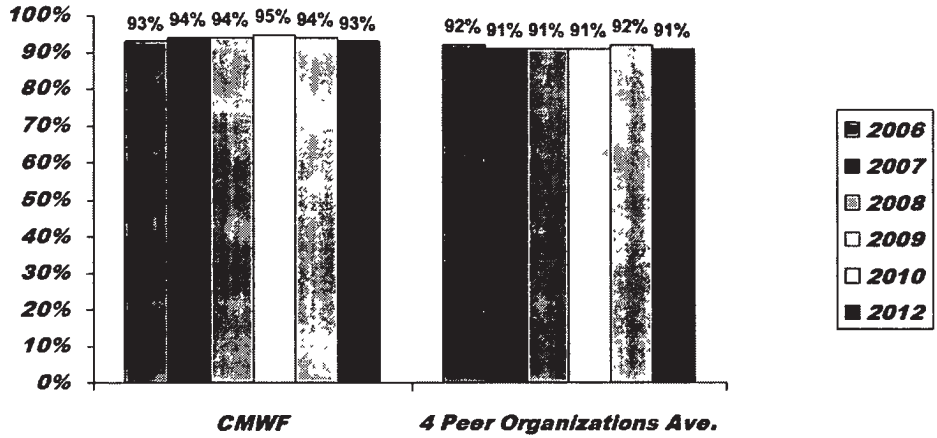
Properly measured, the Fund’s administrative expenses amount to 6% of the total budget. Direct public benefit activities* and value-adding grantmaking work make up 93% of the budget.



THE FOUNDATION’S PERFORMANCE

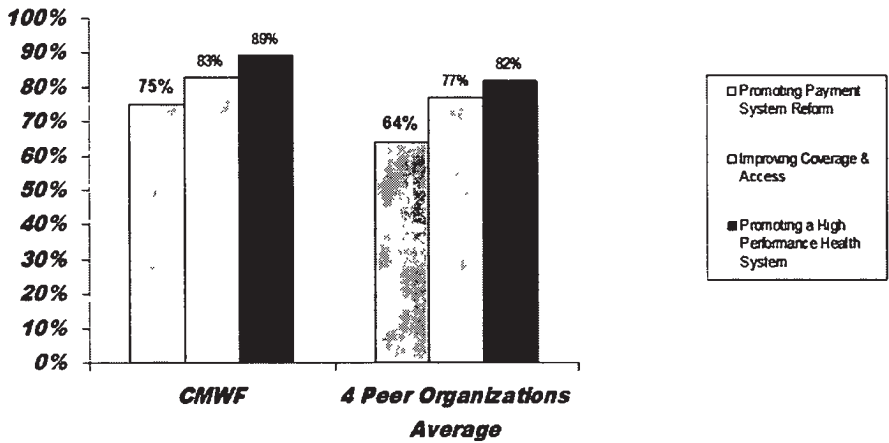
The Fund aims to be a learning organization, and consequently places a high value on assessing its own performance. The foundation’s annual external program reviews, annual reports to the Board on the performance of all grants completed during the year, semiannual audience and grantee surveys, annual confidential surveys of Fund Board members, and periodic surveys of Fund staff—all of which contribute to the Fund’s own annual performance scorecard—help to ensure a high level of accountability and institutional learning.

Commonwealth Fund's Performance Scorecard: Reaching Change Agents Effectively



% Fund audience saying institution "effective"- "extremely effective" in reaching change agents: 2003 Harris Interactive & 2006-2012 Mathew Greenwald CF Audience Surveys

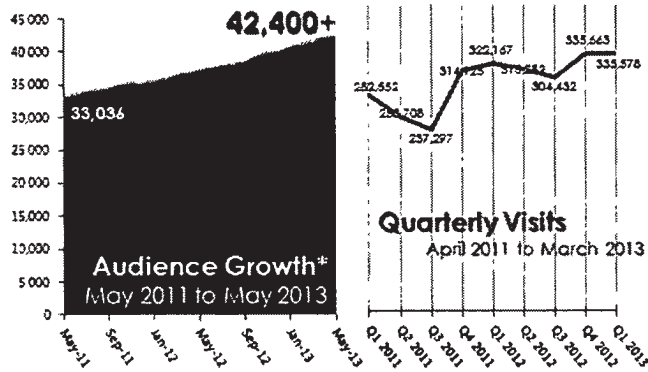
Commonwealth Fund's Performance Scorecard: Improving Health Care Access, Reforming Payment System, and Enhancing Delivery System Performance



% Fund audience saying institution "effective"- "extremely effective" in improving health care access, improving payment system, and advancing high performance system, 2012 Mathew Greenwald CF Audience Surveys


Commonwealth Fund E-Mail & Social Media Subscriptions

Audience and Web Traffic Continue to Grow



*Figures represent the combined total of all email registrants, RSS subscribers, Twitter followers, and Facebook fans

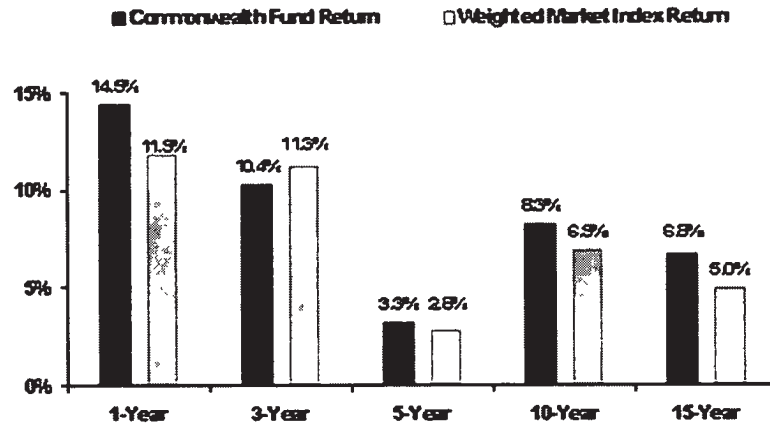
Fund Now Has More than 10,000 Twitter Followers



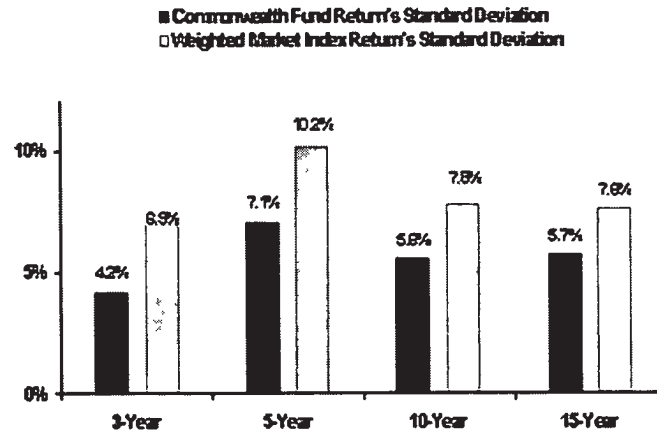
Fund Staff Output in FY 2012-13

Peer-reviewed journal articles published	9
Commonwealth Fund publications	44
Congressional testimony	2
High-level meetings organized	8
“New media” events organized (webinars, e-forums, podcasts, videos)	36
External meeting presentations	141
Media interviews	166
Membership in boards, advisory groups	74

The return on The Commonwealth Fund's endowment in the fiscal year ending June 30, 2013, surpassed the market benchmark by a substantial margin (14.5% vs. 11.9%). Over the long term, the returns on the endowment have also been better than the market's.



In addition to outperforming the market benchmark over the last 15 years, the Fund's returns have been considerably, and consistently, less volatile than those of the market.



The Commonwealth Fund 2012-13

Part XV, Grants and Contributions Paid

During the year or Approved for Future Payment

Institution	Grant No.	Project Director and Description	Amount Paid	Balance at 6-30-13
Regents of the University of California 11 Sheilds Avenue Davis, CA 95616	20050334	Stephen M. Shortell, Ph.D. 08/01/05-12/31/09. Analysis of Physician Group Practices' Management of Chronic Illness	\$ -	\$ 0
Center for Health Care Strategies, Inc. 200 American Metro Boulevard, Suite 119 Hamilton, NJ 08619	20070345	Melanie Bella 7/1/07-6/30/10. The Business Case for Quality, Phase 2	\$ 5,559	\$ -
Commonwealth Fund, The 1 East 75th Street New York, NY 10031	20070538	Robin Osborn. 7/15/07-7/14/08. Enhancing International Program Communications and Publications Capacity	\$ -	\$ (0)
Connecticut, University of 353 Mansfield Road Box U-48 Storrs, CT 06269	20070718	Judith Fifield, Ph.D. 12/1/07- 9/30/11. Evaluating a Medical Home Demonstration in Two Health Plans	\$ 42,355	\$ 0
Pennsylvania, Trustees of the University of 3400 Spruce Street Philadelphia, PA 19106	20070777	Lorin Hitt, Ph.D. 1/1/08-12/31/12. The Business Case for Health Information Technology in Nursing Homes		\$ 24,850
Qualis Health 10700 Meridian Ave N, Suite 100 P.O. Box 33400 Seattle, WA 98133	20080066	Jonathan Sugarman, M.D., M.P.H 5/1/08-12/31/10. Transforming Safety-Net Clinics into Patient- Centered Medical Homes, Phase 1		\$ 0
Boston Medical Center Corporation 818 Harrison Ave Roxbury, MA 02118	20080113	Laura Sices, M.D., M.S. 7/15/08- 12/31/11. Communicating with Parents About Developmental Screening in Primary Care		\$ -
Harvard College, President and Fellows of 17 Quincy Street, Massachusetts Hall Cambridge, MA 02155	20080136	Meredith Rosenthal, Ph.D. 5/1/08- 1/31/12. Building Patient-Centered Medical Homes: An Evaluation of a Multipayer Demonstration in Rhode Island	\$ 91,175	\$ -

Iowa, University of 101 Jessup Hall Iowa City, IA 52242	20080155	Thomas E. Vaughn, Ph.D., M.H.S.A. 5/1/08-1/31/12. Improving Hospital Quality Through Leadership Assessment and Intervention	\$ 58,939	\$ -
University of Chicago 5801 South Ellis Avenue Chicago, IL 60637	20080366	Marshall Chin, M.D., M.P.H. 8/1/08- 11/30/11 Evaluation of The Commonwealth Fund's Medical Home Safety-Net Initiative, Phase I	\$ 89,638	\$ -
President and Fellows of Harvard College 17 Quincy Street, Massachusetts Hall Cambridge, MA 02138	20080381	Joan Reede, M.D., M.P.H., M.S. 7/1/09-6/30/12. The Commonwealth Fund/Harvard University Fellowship in Minority Health Policy: Support for Program Direction and Fellowships, 2009-10	\$ 100,000	
The Commonwealth Fund 1 East 75th Street New York, NY 10021	20080400	Sara Collins, Ph.D. 8/1/08- 12/31/09. Presidential/Congressional Transition Year Opportunities		\$ -
Brigham and Women's Hospital Inc 75 Francis Street Boston, MA 02115	20080445	David Bates, M.D., M.Sc. 1/1/09- 4/30/12. Evaluating a Medical Home Plan Coupled with Innovative Payment Reform for Primary Care, Phase 1	\$ 23,439	\$ -
Joan and Sanford I. Weill Medical College of Cornell University 525 E. 68th St, New York, NY 10021	20080473	Lisa Kern, M.D., M.P.H. and Rainu Kaushal, M.D., M.P.H. 1/1/09- 12/31/12. Evaluating the Impact of Primary Care Practice Redesign on Quality, Cost, and Patient Experience	\$ 30,000	\$ -
Group Health Cooperative 1730 Minor Ave Suite 1600 Seattle, WA 98101	20080479	David Arterburn, M.D., M.P.H. 4/1/09-3/31/12. Assessing the Impact of Patient Decision Aids on Health Care Utilization and the Costs of Care	\$ 33,404	\$ -
President and Fellows of Harvard College 17 Quincy Street, Massachusetts Hall Cambridge, MA 02138	20090056	Meredith Rosenthal, Ph.D. 1/1/09- 6/30/13. Evaluating a Medical Home Demonstration in Colorado and Ohio	\$ -	\$ 45,716
The Commonwealth Fund 1 East 75th Street New York, NY 10021	20090380	Robin Osborn. 5/1/09-10/31/10. Harkness Fellowships Alumni Health Care Policy Forum, 2010	\$ -	\$ -
The Commonwealth Fund 1 East 75th Street New York, NY 10021	20090437	Stuart Guterman. 6/1/09-11/30/10. Modeling the Impact of Changes to Medicare Payment Policy and Broader Payment Reforms		\$ (0)

AcademyHealth 1150 17th Street NW, Suite 600 Washington, DC 20036	20090473	W. David Helms, Ph.D. 7/1/09-6/30/10 Partnering with AcademyHealth to Promote a High Performance Health System		\$ 9,376
Dobson DaVanzo & Associates, LLC 440 Maple Avenue East, Suite 203 Vienna, VA 22180	20090497	Allen Dobson, Ph.D. 11/1/09-9/30/11. Determining the Impact of Alternative Payment Levels for Hospital Patients Who Are Currently Uninsured	\$ 5,428	\$ (0)
President and Fellows of Harvard College 17 Quincy Street, Massachusetts Hall Cambridge, MA 02138	20090560	Joan Reede, M.D., M.P.H., M.S. 7/1/10-6/30/11. The Commonwealth Fund/Harvard University Fellowship in Minority Health Policy: Support for Program Direction and Fellowships, 2010-11		\$ 50,000
Pennsylvania State University University Park, PA 16802	20090575	Dennis Scanlon, Ph.D. 8/1/09-4/30/12. Evaluating the State Action to Avoid Rehospitalizations Initiative, Phase 1	\$ 73,843	\$ -
University of Washington 139 Gerberding Hall Box 351264 Seattle, WA 98195	20100058	Douglas Conrad, Ph.D., M.B.A., M.H.A. 1/1/10-11/30/12. Assessing Organizational Characteristics for Effective Patient-Centered Health System Reform and Innovation	\$ 69,183	\$ -
AARP Foundation 601 E Street NW Washington, DC 20049	20100068	Susan Reinhard, R.N., Ph.D. 12/1/09-7/31/10 The Commonwealth Fund State Long-Term Care Scorecard, Phase 1. Laying the Foundation	\$ 7,603	\$ 0
Center for Studying Health System Change 600 Maryland Avenue SW, Suite 550 Washington, DC 20024-5216	20100070	Emily Carrier, M.D., M.Sc. 2/1/10-3/30/12 Using Care Coordination Agreements in Primary Care	\$ -	\$ 0
University of Chicago 5801 South Ellis Avenue Chicago, IL 60637	20100071	Marshall Chin, M.D., M.P.H. 2/1/10-10/31/13. Evaluation of The Commonwealth Fund's Safety-Net Medical Home Initiative, Phase 2	\$ 300,000	\$ 250,000
LeadingAge, Inc. 2519 Connecticut Avenue NW Washington, DC 20008-1520	20100076	William Minnix, Jr., D.Min. 12/1/09-6/30/12. Advancing Excellence in America's Nursing Homes, Year 3	\$ 93,109	\$ -
London School of Economics and Political Science Houghton Street London, ENGLAND WC2A 2AE United Kingdom	20100091	Elias Mossialos, Ph.D. 1/1/10-6/30/11. International Lessons On Health Reform: Learning From the Experiences of European Nations, Year 2	\$ 29,650	\$ -

National Opinion Research Center 1155 E. 60th St. Chicago, IL 60637	20100140	Jon Gabel, M.A. 5/1/10-12/31/11. Comparing Employer and Nongroup Health Plans Against the Health Reform Benefit Standard		\$ 65,912
Institute for Safe Medication Practices 200 Lakeside Drive, Suite 200 Horsham, PA 19044	20100261	Allen Vaida, Pharm D. 5/1/10- 2/29/12 Assessing the State of Safe Medication Practices in U S. Hospitals: A Five-Year Follow-Up Survey	\$ 35,074	\$ -
AARP Foundation 601 E Street NW Washington, DC 20049	20100273	Susan Reinhard, R.N., Ph.D. 8/1/10- 7/31/12. Producing a State Long- Term Care Scorecard, Phase 2	\$ 50,654	\$ -
President and Fellows of Harvard College 17 Quincy Street, Massachusetts Hall Cambridge, MA 02138	20100274	David Grabowski, Ph D., M A 5/1/10-4/30/12 Evaluating the Potential of Telemedicine to Reduce Hospitalizations of Nursing Home Residents	\$ 20,669	\$ 462
AcademyHealth 1150 17th Street NW, Suite 600 Washington, DC 20036	20100291	W. David Helms, Ph.D. 7/1/10- 6/30/11. Rent and Services		\$ 13,099
The George Washington University 44983 Knoll Square 251 Ashburn, VA 20147	20100307	Leighton Ku, Ph.D. 5/1/10-9/30/11 Promoting High Performance Safety-Net Health Systems: Learning from Existing Models	\$ -	\$ 0
RAND Corporation 1776 Main Street P.O. Box 2138 Santa Monica, CA 90407	20100314	Mark Friedberg, M.D., M P.P. 5/1/10-6/30/13. Evaluating Models of Medical Home Payment Within the Pennsylvania Chronic Care Initiative		\$ 74,422
Parkland Health & Hospital System 5201 Harry Hines Boulevard Dallas, TX 75235	20100323	Ruben Amarasingham, M D., M.B.A. 8/15/10-12/31/12. Developing a Clinical Decision Support Tool to Prospectively Identify Patients at High Risk for Hospital Readmission		\$ 79,209
Regents of the University of Michigan ;;; Ann Arbor, MI	20100329	Christy Lemak, Ph.D. 5/1/10- 3/31/13. Evaluating Blue Cross Blue Shield of Michigan's Physician Group Incentive Program	\$ 182,640	\$ 40,588
Pennsylvania State University University Park, PA 16802	20100333	Madhu Reddy, Ph.D. 8/15/10- 2/15/13. Diffusing Health Information Technology in Rural Areas Through Hospital-to-Hospital Partnerships		\$ 40,754

Massachusetts General Hospital 15 Parkman Street, WAC 812 Boston, MA 02114-3117	20100334	Elizabeth Martinez, M.D., M.H.S., Peter Pronovost, M.D., Ph.D., and Lisa Iezzoni, M.D., M.Sc. 5/1/10- 4/30/13. Developing and Testing a Set of Measures to Assess Safety in High-Risk Intensive Care Units	\$ -	\$ 63,878
Public Health Institute 555 12th Street, 10th Floor Oakland, CA 94607	20100337	Carmen Nevarez, M.D., M.P.H. 5/1/10-8/31/12. Reducing Hospital Readmissions Through Innovative Technologies That Improve Care Coordination	\$ 60,093	\$ -
IPRO, Inc. 1979 Marcus Avenue, Suite 105 Lake Success, NY 11042-1002	20100338	Jaz-Michael King and Anthony Shih, M.D. 4/15/10-1/14/11. Innovative Measurement and Performance Improvement Resources for WhyNotTheBest.org	\$ 10,571	\$ 0
Center for Excellence in Health Care Journalism 10 Neff Hall Columbia, MO 65211	20100352	Len Bruzzese. 5/1/10-4/30/12. Association of Health Care Journalists Media Fellowships in Health System Performance	\$ 6,984	\$ 22,753
Washington and Lee University 204 West Main Street Lexington, VA 24450	20100360	Timothy Jost, J.D. 6/1/10-6/30/13. Implementing Health Insurance Exchanges: What Are the Keys to Success?		\$ 59,539
Urban Institute 2100 M Street NW Washington, DC 20037	20100378	Bradford Gray, Ph.D. 6/15/10- 8/30/11. Enhancing the International Program's Communications and Publications Capacity, Year 2	\$ 20,000	\$ -
Institute for Healthcare Improvement 20 University Road, 7th Floor Cambridge, MA 02138	20100391	Don Goldmann, M.D. 7/1/10- 6/30/11. Support for a Research Unit to Update the Health System Scorecards and Analyze Local Variations in Performance	\$ 73,341	\$ 0
Pennsylvania State University University Park, PA 16802	20100392	Pamela Farley Short, Ph.D. 6/1/10- 5/31/12. Analyzing Policy Options for Improving the Stability of Health Insurance Coverage		\$ 72,338
President and Fellows of Harvard College 17 Quincy Street, Massachusetts Hall Cambridge, MA 02138	20100463	Joan Reede, M.D., M.P.H., M.B.A. 7/1/11-6/30/12. The Commonwealth Fund/Harvard University Fellowship in Minority Health Policy: Support for Program Direction and Fellowships, 2011-12		\$ 50,000
President and Fellows of Harvard College 17 Quincy Street, Massachusetts Hall Cambridge, MA 02138	20100467	Michael Chernew, Ph.D. 8/1/10- 7/31/12. Understanding Geographic Variation in Health Care Costs for Privately Insured Patients and Medicare Beneficiaries		\$ 166,770

The George Washington University 44983 Knoll Square 251 Ashburn, VA 20147	20100500	Brian Biles, M.D., M.P.H. 7/15/10-11/30/12. Medicare Private Plans in the Era of Health Care Reform	\$ -	\$ 38,710
Yale University P.O. Box 2038 New Haven, CT 06520	20100501	Elizabeth Bradley, Ph.D. 7/15/10-7/14/12. Identifying Hospital Practices That Help Prevent All-Cause Readmissions for Heart Failure Patients	\$ 77,796	\$ -
Alliance for Health Reform 1444 Eye Street, NW, Suite 910 Washington, DC 20005-6573	20100516	Edward Howard, J.D. 7/15/10-7/14/11. Health Policy Seminars, Roundtables, and a Retreat for Congressional and Support Agency Staff, 2010-11	\$ 25,577	\$ 0
The George Washington University 44983 Knoll Square 251 Ashburn, VA 20147	20100551	Katie Horton, R.N., J.D., M.P.H. 6/1/10-10/31/10. Analysis of the Affordable Care Act of 2010		\$ 0
Health Management Associates, Inc. 120 North Washington Square, Suite 705 Lansing, MI 48933	20110035	Sharon Silow-Carroll, M.S.W., M.B.A. 1/1/11-6/30/12. Case Studies of Innovation and High Performance for WhyNotTheBest.org		\$ 61,753
The Nuffield Trust 59 New Cavendish Street London, UK W1G 7LP	20110039	Jennifer Dixon, Ph.D. 12/1/10-12/31/11. Commonwealth Fund/Nuffield Trust International Conference on Health Care Quality Improvement, 2011	\$ -	\$ 0
Center for Health Policy Development National Academy for State Health Policy 10 Free Street, 2nd Floor Portland, ME 04101	20110046	Neva Kaye. 12/1/10-5/31/12. Sustaining, Strengthening, and Expanding State Medical Home Initiatives, Phase 3	\$ 73,414	\$ -
Joan and Sanford I. Weill Medical College of Cornell University 525 E. 68th St, New York, NY 10021	20110081	Tara Bishop, M.D. and Lawrence Casalino, Ph.D. 12/1/10-11/30/12. Evaluating a Shared Patient-Panel Manager Program in New York City's Primary Care Information Project		\$ 23,881
University of New Mexico MSC05 3300 Scholes Hall Suite 144 1 University of New Mexico Albuquerque, NM 87131	20110082	Arthur Kaufman, M.D. 7/1/11-12/31/12. Spreading New Mexico's Model for Helping Primary Care Practices Become Medical Homes		\$ 44,189
The Commonwealth Fund 1 East 75th Street New York, NY 10021	20110083	Edward Schor, M.D. 11/1/10-6/30/11 Seizing Opportunities to Facilitate State Health Care Reform		\$ 2,588

Massachusetts General Hospital 15 Parkman Street, WAC 812 Boston, MA 02114-3117	20110087	Karen Donelan, Sc.D 3/1/11-2/28/14 Surveying Physician Practices About Their Capacity to Provide Coordinated, Patient-Centered Care	\$ 140,000	\$ 37,162
Health Research and Educational Trust 155 North Wacker Drive Chicago, IL 60606	20110088	Maulik Joshi, Dr.P H. 1/1/11-12/31/12 Tracking Progress in Health Care Integration and Adoption of Best Practices for High Performance: A Data Brief Series	\$ 86,377	\$ 43,190
IPRO, Inc. 1979 Marcus Avenue, Suite 105 Lake Success, NY 11042-1002	20110090	Jaz-Michael King 1/1/11-12/31/11. Raising the Bar for Web Resources on Health Care Performance Benchmarking and Improvement: Upgrades for WhyNotTheBest.org, Phase 3	\$ 105,102	\$ -
Knowledge Networks, Inc 440 Park Avenue South, 6th Floor New York, NY 10016	20110092	Jordon Peugh, M.A 1/1/11-12/31/13. Tracking Health Reform's Impact on Insurance Coverage for Young Adults, Older Adults, and Low-Income Families	\$ 66,350	\$ 57,050
Pear Tree Communications, Inc. 3035 Lincoln Boulevard Cleveland Heights, OH 44118	20110093	Martha Hostetter. 1/1/11-12/31/11. Raising the Bar for Web Resources on Health Care Performance Benchmarking and Improvement: Upgrades for WhyNotTheBest.org, Phase 3	\$ 43,585	\$ 4,625
Qualis Health 10700 Meridian Avenue N, Suite 100 Seattle, WA 98133	20110212	Jonathan Sugarman, M.D., M.P.H 4/1/11-4/30/12. Transforming Safety-Net Clinics into Patient-Centered Medical Homes, 2011-12	\$ 299,274	\$ (0)
Geisinger Clinic 100 North Academy Avenue Danville, PA 17822	20110214	Walter Stewart, Ph D , M.P.H., and Jove Graham, Ph.D. 5/1/11-4/30/12. What Makes Medical Homes Work: Lessons for Implementation and Spread		\$ 34,007
RAND Corporation 1776 Main Street P.O. Box 2138 Santa Monica, CA 90407	20110223	Barbara Wynn, M.A. 5/1/11-10/31/12. Financial Levers to Promote Integrated Health Care Systems for Low-Income Populations		\$ 31,591
Center for Health Care Strategies, Inc. 200 American Metro Boulevard, Suite 119 Hamilton, NJ 08619	20110239	Nikki Highsmith, M.P.A. 5/15/11-1/31/13. Using Medicaid Rate Increases as a Lever for Reform of Primary Care Delivery and Payment	\$ -	\$ 40,000
American Academy of Family Physicians 11400 Tomahawk Creek Parkway Leawood, KS 66211	20110256	Robert Phillips, Jr., M.D., M.S.P.H. 5/1/11-4/30/12. A Rapid Evaluation of Illinois's Medicaid Medical Home Program	\$ 19,334	\$ -

RAND Corporation 1776 Main Street P.O. Box 2138 Santa Monica, CA 90407	20110257	Christine Eibner, Ph.D. 4/15/11-9/30/12. Current Health Benefits for Workers with Low and Moderate Incomes and Potential Effects of the Affordable Care Act		\$ 35,017
Center for Studying Health System Change 600 Maryland Avenue SW, Suite 550 Washington, DC 20024-5216	20110258	Peter Cunningham, Ph.D. 5/1/11-12/31/12. The Affordability of Medical Care: Recent Trends at the National and State Level and the Potential Effects of Health Reform, Phase 1	\$ -	\$ 17,440
Institute for Healthcare Improvement 20 University Road, 7th Floor Cambridge, MA 02138	20110267	Karen Boudreau, M.D. 7/1/11-6/30/12 State Action on Avoidable Rehospitalizations (STAAR) Initiative, Phase 4	\$ 150,000	\$ -
Center for Health Policy Development National Academy for State Health Policy 10 Free Street, 2nd Floor Portland, ME 04101	20110278	Jill Rosenthal, M.P.H 6/1/11-5/31/12. ABCD III. Improving Care Coordination, Case Management, and Linkages to Support Healthy Child Development, Year 3	\$ 42,530	\$ -
President and Fellows of Harvard College 17 Quincy Street, Massachusetts Hall Cambridge, MA 02138	20110282	Nancy Kane, D.B.A., M.B.A. 5/1/11-4/30/11. Current Financial Status and Funding Sources of Major Urban Public Safety-Net Hospitals: Establishing a Baseline		\$ 17,630
University of Iowa 101 Jessup Hall Iowa City, IA 52242	20110283	Peter Damiano, D.D.S, M P.H. 4/15/11-10/14/12. Strategies in Iowa for Improving Performance of the Health Care Safety Net in the Era of Health Reform		\$ 29,766
Center for Health Policy Development National Academy for State Health Policy 10 Free Street, 2nd Floor Portland, ME 04101	20110285	Catherine Hess, M.S W 5/15/11-7/31/12. A National Workgroup on Integrating a Safety Net into Health Reform Implementation	\$ 29,459	\$ -
Jonathan Gruber 83 Pleasant Street Lexington, MA 02421	20110287	Jonathan Gruber, Ph.D. 5/1/11-12/31/11. Modeling Alternatives to the Affordable Care Act		\$ 17,500
Urban Institute 2100 M Street NW Washington, DC 20037	20110288	John Holahan, Ph.D. 5/1/11-12/31/11. Analyzing the Next Round of Health Reform Proposals		\$ -
AcademyHealth 1150 17th Street NW, Suite 600 Washington, DC 20036	20110295	Lisa Simpson, M.B. 1/1/11-12/31/11. General Support	\$ 3,000	\$ -

Urban Institute 2100 M Street NW Washington, DC 20037	20110310	Bradford Gray, Ph.D 6/15/11-6/14/12 Enhancing the International Program's Communications and Publications Capacity, Year 3	\$ 105,000	\$ 20,000
Project HOPE - The People-to-People Health Foundation, Inc. 7500 Old Georgetown Road, Suite 600 Bethesda, MD 20814	20110311	Susan Dentzer, M.A 5/1/11-4/30/12. Web Publishing Alliance with Health Affairs	\$ 30,000	\$ -
Center for Studying Health System Change 600 Maryland Avenue SW, Suite 550 Washington, DC 20024-5216	20110327	Laurie Felland, M.S., 8/1/11-11/30/12 Models of Access to Specialty Services for Medicaid Enrollees. Implications for Health Reform	\$ -	\$ 53,455
LeadingAge, Inc. 2519 Connecticut Avenue NW Washington, DC 20008-1520	20110329	Mary Naylor, Ph.D., R.N., and Cheryl Phillips, M.D. 7/1/11-6/30/12. Promoting Effective Long-Term Care Transitions in Health Reform Implementation	\$ 23,094	\$ -
Center for Health Care Strategies, Inc. 200 American Metro Boulevard, Suite 119 Hamilton, NJ 08619	20110330	Stephen Somers, Ph.D 5/1/11-4/30/13 State Planning for a High Performance Health System for Medicare/Medicaid Dual Eligibles	\$ 90,825	\$ 23,482
Premier Research Institute 13034 Ballantyne Corporate Place Charlotte, NC 28277	20110331	Eugene Kroch, Ph.D., and Danielle Lloyd, M.P.H. 5/1/11-12/31/11. Learning What It Takes to Form Successful Accountable Care Organizations		\$ 35,610
Institute for Healthcare Improvement 20 University Road, 7th Floor Cambridge, MA 02138	20110336	David Radley, Ph.D., M.P.H. 7/1/11-7/31/12. Support for a Research Unit to Update Health System Scorecards and Analyze Local Variations in Performance, 2011-12	\$ 37,722	\$ -
AcademyHealth 1150 17th Street NW, Suite 600 Washington, DC 20036	20110343	Lisa Simpson, M.B 5/1/11-4/30/13. Establishing a New Beacon Community Learning Network to Accelerate Local Delivery System Redesign		\$ 204,000
Institute for Healthcare Improvement 20 University Road, 7th Floor Cambridge, MA 02138	20110345	Douglas McCarthy, M.B.A. 4/15/11-7/14/12. Examining the Potential of Statewide and Local Initiatives to Transform Health Care Delivery	\$ 53,756	\$ -
London School of Economics and Political Science Houghton Street London, ENGLAND WC2A 2AE United Kingdom	20110347	Elias Mossialos, Ph.D. 5/1/11-4/30/12. International Lessons for Bending the Curve: Achieving a High Performance Health Care System While Reducing Growth in Health Expenditures	\$ 116,630	\$ -

The Commonwealth Fund 1 East 75th Street New York, NY 10021	20110354	Barry Scholl. 5/1/11-4/30/12. Authorization to Support Additional Publishing Projects		\$ 2,039
Brigham and Women's Hospital Inc 75 Francis Street Boston, MA 02115	20110355	7/15/11-7/14/12. The Potential of Value-Based Insurance Design: Evaluating the Effect of Eliminating Prescription Drug Copayments for Heart Attack Patients		\$ 22,083
The Commonwealth Fund 1 East 75th Street New York, NY 10021	20110366	Cathy Schoen. 7/1/11-7/31/12. Authorization to Support Data Acquisition and Report Printing	\$ 213,575	\$ -
President and Fellows of Harvard College 17 Quincy Street, Massachusetts Hall Cambridge, MA 02138	20110391	Michael Chernew, Ph D 8/1/11- 1/31/13 Evaluating the Clinical and Economic Impact of the Alternative Quality Contract, Phase 2		\$ 171,667
President and Fellows of Harvard College 17 Quincy Street, Massachusetts Hall Cambridge, MA 02138	20110426	7/1/12-6/30/13. The Mongan Commonwealth Fund Fellowship in Minority Health Policy: Support for Program Direction and Fellowships, 2012-13	\$ 100,000	\$ 50,000
Alliance for Health Reform 1444 Eye Street, NW, Suite 910 Washington, DC 20005-6573	20110431	Edward Howard, J.D. 7/15/11- 7/14/11. Commonwealth Fund Bipartisan Congressional Retreat, 2012	\$ 47,068	\$ -
Alliance for Health Reform 1444 Eye Street, NW, Suite 910 Washington, DC 20005-6573	20110432	Edward Howard, J.D. 7/15/11- 7/14/12. Health Policy Seminars and Roundtables, Staff Dialogues, and Congressional Staff/Support Agency Retreat, 2011-12	\$ 1,520	\$ 37,078
University of Oregon Office of Research and Administration 5219 University of Oregon Eugene, OR 97403-5219	20110458	Jessica Greene, Ph.D 9/16/11- 9/15/13. How a Health System Uses an Innovative Physician Compensation Model to Drive Improvements in Care Delivery	\$ 125,000	\$ 45,461
Group Health Cooperative 1730 Minor Ave Suite 1600 Seattle, WA 98101	20110467	Edward Wagner, M.D., M.P.H. 8/1/11-1/31/13. Creating a National Medical Home Curriculum: Diffusion of the Safety Net Medical Home Initiative		\$ 35,855
Center for Studying Health System Change 600 Maryland Avenue SW, Suite 550 Washington, DC 20024-5216	20110470	Peter Cunningham, Ph.D. 8/1/11- 12/31/12. The Affordability of Medical Care: Management of Chronic Conditions and the Potential Effects of Health Reform, Phase 2	\$ 65,000	\$ 26,689

The Commonwealth Fund 1 East 75th Street New York, NY 10021	20110471	Sara Collins, Ph.D. 8/1/11-12/31/12. Analysis and Modeling of Health Care Reform and Implementation		\$ -
DMA Health Strategies 9 Meriam Street, Suite 4 Lexington, MA 02420	20110473	Wendy Holt, M.P.H. 8/1/11-8/31/12. Role and Financing of Enabling Services for Vulnerable Populations		\$ 16,865
Harris Interactive, Inc. 60 Corporate Woods Rochester, NY 14623	20110474	Roz Pierson, Ph.D. 8/1/11-11/30/12. International Health Policy Survey, 2012	\$ 195,609	\$ -
Rockefeller Archive Center 15 Dayton Avenue Sleepy Hollow, NY 10591-1598	20110480	Jack Meyers, 7/1/11-6/30/12. Transfer and Maintenance of The Commonwealth Fund's Archives, Year 16	\$ 8,500	\$ -
The Commonwealth Fund 1 East 75th Street New York, NY 10021	20110481	Barry Scholl. 7/1/11-6/30/12. Supporting the Fund's Communications and Publishing Capacity to Reach Change Agents and Inform Public Discourse	\$ 291,820	\$ -
Massachusetts General Hospital 15 Parkman Street, WAC 812 Boston, MA 02114-3117	20110495	Timothy Ferris, M.D., M.P.H. 8/1/11-7/31/12 Implementing Care Management for Complex Patients in Medical Homes: A Comparison of Models		\$ 13,890
AcademyHealth 1150 17th Street NW, Suite 600 Washington, DC 20036	20110512	Lisa Simpson, M.B., B.Ch., M.P.H., F.A.A.P. 7/1/11-6/30/12. Partnering with Academy Health to Promote a High Performing Health System. Rent and Services	\$ 26,855	\$ 8,735
National Opinion Research Center 1155 E. 60th St. Chicago, IL 60637	20110556	Jon R. Gabel, M.A. 11/15/11-11/15/12. Surveying Small Employers to Inform the Design of State Insurance Exchanges		\$ 85,119
Wake Forest University Health Sciences Medical Center Blvd. Winston-Salem, NC 27157-1066	20110566	Mark Hall, J.D. 1/1/12-12/31/12 Using Medical Loss Ratio Data to Determine Insurers' Administrative Costs and Investments in Quality Improvement	\$ 67,804	\$ -
Brigham and Women's Hospital Inc 75 Francis Street Boston, MA 02115	20120001	David Bates, M.D., M.Sc. 5/1/12-9/30/13. Evaluating a Comprehensive Primary Care Medical Home Payment Model in Albany, N.Y., Phase 2	\$ 150,000	\$ 71,661

Harvard College, President and Fellows of 17 Quincy Street, Massachusetts Hall Cambridge, MA 02150	20120031	Richard Frank, Ph.D., M.A. 5/1/12-4/30/13 Helping Dually Eligible Beneficiaries with Mental Illness Receive Better Care Coordination	\$ 120,000	\$ 25,202
Yale University P.O. Box 2038 New Haven, CT 06520	20120050	Elizabeth Bradley, Ph.D. 1/1/12-6/30/13 Spreading Effective Hospital Strategies for Reducing 30-Day Mortality for Heart Attack, Phase 1	\$ 78,000	\$ 38,931
IPRO, Inc. 1979 Marcus Avenue, Suite 105 Lake Success, NY 11042-1002	20120051	Jaz-Michael King. 1/1/12-12/31/12. Profiling the Performance of Health Care Organizations and Systems on WhyNotTheBest.org, Phase 4	\$ 297,000	\$ -
Joan and Sanford I. Weill Medical College of Cornell University 425 East 61st Street New York, NY 10021	20120052	Lawrence Casalino, M.D., Ph.D. 12/1/11-5/31/13. Exploring How Small Physician Practices Can Achieve Higher-Quality, Lower-Cost Care		\$ 199,571
Pacific Business Group on Health c/o PBGH 221 Main Street, Suite 1500 San Francisco, CA 94105	20120054	Suzanne Delbanco, Ph.D. 1/1/12-3/31/14. Identifying, Describing, and Tracking Innovative Payment Initiatives	\$ 100,000	\$ 46,291
Health Management Associates, Inc. 120 North Washington Square, Suite 705 Lansing, MI 48933	20120061	Sharon Silow-Carroll, M.S.W., M.B.A 12/1/11-11/30/12. Medicaid Managed Care Innovations to Improve Care for Vulnerable Populations	\$ 70,000	\$ 39,729
Trustees of Dartmouth College 11 Rope Ferry Road, #6210 Hanover, NH 03755	20120069	Valerie Lewis, Ph.D. 1/1/12-12/31/12. How Will Vulnerable Populations Fare in Accountable Care Organizations?	\$ 100,000	\$ 46,398
Brandeis University 415 South Street Waltham, MA 02454	20120070	Robert Mechanic, M.B.A. 3/1/12-2/28/13. Evaluating the Impact of the Alternative Quality Contract on Medical Groups' Capacity to Provide Accountable Care, Phase 2		\$ 47,437
Trustees of Dartmouth College 11 Rope Ferry Road, #6210 Hanover, NH 03755	20120072	Elliott Fisher, M.D., M.P.H. 1/1/12-12/31/12. The Dartmouth Accountable Care Organization Tracking Project, Year 3: Assessing Implementation, Identifying Success Factors, and	\$ 212,495	\$ 15,198
National Senior Citizens Law Center 1444 Eye Street NW, Suite 1100 Washington, DC 20005	20120075	Kevin Prindiville, J.D. 12/1/11-11/30/12. Ensuring Consumer Engagement in State Planning for Integrated Dual-Eligible Care	\$ 62,500	\$ -

LeadingAge, Inc. 2519 Connecticut Avenue NW Washington, DC 20008-1520	20120076	Carol Benner, Sc.M. 12/1/11-9/30/12. Advancing Excellence in America's Nursing Homes: Accelerating Results Through Coalitions, Year 5		\$ 49,225
Health Management Associates, Inc. 120 North Washington Square, Suite 705 Lansing, MI 48933	20120078	Sharon Silow-Carroll, M.S.W., M.B.A. 12/1/11-11/30/12 Case Studies of State Innovations in Payment and Delivery System Reform	\$ 75,000	\$ 29,491
Pear Tree Communications, Inc 3035 Lincoln Boulevard Cleveland Heights, OH 44118	20120105	Martha Hostetter. 1/1/12-12/31/12. Profiling the Performance of Health Care Organizations and Systems on WhyNotTheBest.org, Phase 4	\$ 93,776	\$ 68,510
Princeton Survey Research Associates 911 Commons Way Princeton, NJ 08540	20120106	Larry Hugick. 1/1/12-12/31/12. The Commonwealth Fund Biennial Health Insurance Survey, 2012	\$ 159,300	\$ -
The Commonwealth Fund 1 East 75th Street New York, NY 10021	20120107	Robin Osborn. 12/1/11-12/31/12. Commonwealth Fund/Nuffield Trust International Conference on Quality Improvement and Delivery System Reform, 2012	\$ 56,599	\$ 10,916
National Association of Medicaid Directors 444 North Capitol Street, #309 Washington, DC 20001	20120109	Kathleen Nolan, M.P.H. 12/1/11-11/30/12. Working with State Medicaid Leaders to Promote Health Care Delivery and Payment Reforms	\$ 65,485	\$ -
Friends of the Woodlawn Cemetery, Inc. 4199 Webster Avenue Bronx, NY 10470	20120132	Restoration of the Harkness Family Mausoleum at Woodlawn Cemetery	\$ 100,000	\$ -
The Commonwealth Fund 1 East 75th Street New York, NY 10021	20120150	Stuart Guterman. 12/1/11-11/30/12. Commonwealth Fund Commission on a High Performance Health System Meetings	\$ 86,997	\$ 18,948
Manatt, Phelps & Phillips, LLP 7 Times Square New York, NY 10036	20120225	Deborah Bachrach, J.D. 1/1/11-5/31/11. Medicaid's Role in Payment and Delivery System	\$ 15,000	\$ -
Center for Health Policy Development National Academy for State Health Policy 10 Free Street, 2nd Floor Portland, ME 04101	20120257	Jill Rosenthal, M.P.H. 6/1/12-2/28/13 ABCD III. Distilling and Disseminating Lessons for Improving Care Coordination for Young Children	\$ 86,000	\$ 30,504

University of Montana School of Journalism 32 Campus Dr. Missoula, MT 59812	20120259	Stephen Seninger, Ph.D. 7/1/12-6/30/13. Cost Analysis of a Nurse Care Management Program for High-Risk Medicaid Patients in Montana	\$ 65,000	\$ 25,488
Institute for Community Health 163 Gore Street Cambridge, MA 02141	20120260	Karen Hacker, M.D., M.P.H. 5/1/12-4/30/13. Examining a Safety-Net System's Transformation into an Accountable Care Organization	\$ 60,000	\$ 28,557
Florida Atlantic University 777 Glades Road Boca Raton, FL 33431	20120276	Joseph Ouslander, M.D. 5/1/12-10/31/13. National Dissemination of a Program for Improving Management of Acute Conditions in Nursing Homes	\$ 110,000	\$ 40,000
Visiting Nurse Service of New York 1675 Broadway, 18th Floor New York, NY 10019	20120277	Penny Feldman, Ph.D. and Carol Raphael, M.P.A. 5/1/12-7/31/13. Promoting Integrated Care for Dual Eligibles, Phase 1	\$ 140,000	\$ 38,084
Qualis Health 10700 Meridian Avenue N, Suite 100 Seattle, WA 98133	20120296	Jonathan Sugarman, M.D., M.P.H. 5/1/12-4/30/13. Transforming Safety-Net Clinics into Patient-Centered Medical Homes, 2012-13	\$ 700,000	\$ 220,000
Project HOPE - The People-to-People Health Foundation, Inc. 7500 Old Georgetown Road, Suite 600 Bethesda, MD 20814	20120297	Susan Dentzer, M.A. 5/1/12-4/30/13. Web Publishing Alliance with Health Affairs	\$ 90,000	\$ 20,000
The Commonwealth Fund 1 East 75th Street New York, NY 10021	20120298	Barry Scholl. 5/1/12-4/30/13. Online Resources for Educating Key Audiences About Policy and Delivery System Reforms		\$ 63,450
Urban Institute 2100 M Street NW Washington, DC 20037	20120301	Bradford Gray, Ph.D. 6/15/12-6/14/13 Enhancing the International Program's Communications and Publications Capacity, Year 4		\$ 32,916
The Commonwealth Fund 1 East 75th Street New York, NY 10021	20120302	Barry Scholl. 5/1/12-4/30/14. Educating Key Audiences About How the U.S. Health System is Reforming	\$ 36,000	\$ 114,000
Institute for Healthcare Improvement 20 University Road 7th Floor Cambridge, MA 02138	20120303	Donald Goldmann, M.D. 7/1/12 - 9/30/13. The State Action on Avoidable Rehospitalizations (STAAR) Initiative, Phase 5	\$ 600,000	\$ 150,000

Medica Research Foundation Mail Route CW295 PO Box 9310 Minneapolis, MN 55440-9310	20120304	Caroline Carlin, Ph.D. 8/1/12-8/31/13. Vertical Integration of Clinic Systems: Impact on Care Delivery	\$ 50,000	\$ 84,483
London School of Economics and Political Science Houghton Street London, ENGLAND WC2A 2AE United Kingdom	20120306	Sarah Thomson, Ph.D., and Elias Mossialos, M D 5/1/12-4/30/13. International Data Tracking Project: Comparison of Health Care Costs in the U.S. with Those in Selected Countries		\$ 189,750
AcademyHealth 1150 17th Street NW, Suite 600 Washington, DC 20036	20120316	Lisa Simpson, M.B., B.Ch., M.P.H., F A A P. 1/1/12-12/31/12. General Support	\$ 3,000	\$ 3,000
AcademyHealth 1150 17th Street NW, Suite 600 Washington, DC 20036	20120317	Lisa Simpson, M.B , B Ch , M P H., F.A.A.P. 7/1/12-6/30/13. Rent and Services		\$ 20,590
London School of Economics and Political Science Houghton Street London, ENGLAND WC2A 2AE United Kingdom	20120330	Sarah Thomson, Ph.D., and Elias Mossialos, M.D. 5/1/12-4/30/13. International Lessons for the Financial Sustainability of Health System	\$ 160,000	\$ 39,540
Harvard College, President and Fellows of 17 Quincy Street, Massachusetts Hall Cambridge, MA 02150	20120331	Arnold Epstein, M D., M.A. and Ashish Jha, M.D , M P H 7/1/12- 12/31/13. Assessing the Characteristics and Performance of Accountable Care Organizations and Their Potential for Spread,	\$ 150,000	\$ 213,260
Center for Excellence in Health Care Journalism 10 Neff Hall Columbia, MO 65211	20120382	Len Bruzzese. 8/1/12-7/31/14. Reporting Fellowships in Health Care Performance, Phase 2	\$ 170,000	\$ 30,000
President and Directors of Georgetown College for Georgetown University 2233 Wisconsin Avenue, NW, Suite 525 Washington, DC 20007	20120413	Laura Summer, M.P.H., and Jack Hoadley, Ph.D. 8/1/12-7/31/13. Assessing the Influence of Medicaid Managed Care on Health Care Delivery Change	\$ 200,000	\$ 24,984
Group Health Cooperative 1730 Minor Ave Suite 1600 Seattle, WA 98101	20120415	Robert Reid, M.D., M.P.H., Ph.D. 8/1/12-7/31/14. The Spread of High- Performance Integrated Care Delivery Systems: Assessing Two Hybrid Approaches	\$ 139,000	\$ 208,741
AARP Foundation 601 E Street NW Washington, DC 20049	20120416	Susan Reinhard, R.N., Ph.D. 8/1/12- 12/31/14. Raising Expectations: State Scorecard on Long-Term Services and Supports, 2nd Edition	\$ 152,397	\$ 233,966

Camden Coalition of Health Care Providers 808 Market Street, 2nd Floor Camden, NJ 08102	20120421	Jeffrey Brenner, M.D. 9/1/12-8/31/14. Spreading Use of a Health Care "Hotspotting" Tool to Improve Quality and Reduce Costs	\$ 150,000	\$ 104,472
President and Fellows of Harvard College Massachusetts Hall Cambridge, MA 02138	20120439	Joan Keefer, M.D., M.P.H., M.S., M.B.A. 7/1/13-6/30/14. The Mongan Commonwealth Fund Fellowship in Minority Health Policy: Support for Program Direction and Fellowships, 2013-14		\$ 800,000
Center for Health Policy Development National Academy for State Health Policy 10 Free Street, 2nd Floor Portland, ME 04101	20120441	Mary Takach, M.P.H. 8/1/12-7/31/14. Strengthening Primary Care Through Multipayer Medical Home Initiatives	\$ 200,000	\$ 321,386
President and Directors of Georgetown College for Georgetown University 2233 Wisconsin Avenue, NW, Suite 525 Washington, DC 20007	20120442	Kevin Lucia, J.D., M.H.P. 10/1/12-9/30/13. Implementing the Affordable Care Act: Tracking and Analysis of Insurance Market Reforms, Year 2	\$ 300,000	\$ 110,847
Alliance for Health Reform 444 Eye Street, NW, Suite 910 Washington, DC 20005-6573	20120444	Edward Howard, J.D. 7/15/12-7/14/13. Commonwealth Fund Bipartisan Congressional Retreat, 2013	\$ 344,123	\$ 40,897
Alliance for Health Reform 1444 Eye Street, NW, Suite 910 Washington, DC 20005-6573	20120445	Edward Howard, J.D. 7/15/12-8/31/13. Health Policy Briefings, Roundtables, Staff Dialogues, and Congressional Staff Retreat, 2012-13	\$ 274,423	\$ 76,217
LeadingAge, Inc. 2519 Connecticut Avenue NW Washington, DC 20008-1520	20120448	Cheryl Phillips, M.D. 10/1/12-9/30/13. Leveraging Change Through Engagement: Building on the Advancing Excellence Campaign to Improve Nursing Home Care, Year 6	\$ 480,000	\$ 47,560
The Commonwealth Fund 1 East 75th Street New York, NY 10021	20120449	Mark Zezza, Ph.D., M.A. 8/1/12-12/31/12. Modeling the Impact of Health Care Payment, Financing, and System Reforms		\$ -
Institute for Healthcare Improvement 20 University Road, 7th Floor Cambridge, MA 02138	20120451	David Radley, Ph.D., M.P.H. 8/1/12-12/31/13. Support for a Research Unit to Update the Health System Scorecards and Analyze Local Variations in Performance, 2012-13	\$ 30,268	\$ 115,559
The George Washington University 44983 Knoll Square 251 Ashburn, VA 20147	20120453	Sara Rosenbaum, J.D. 9/1/12-12/31/13. Monitoring Implementation of Standards for Health Plans Offered in State Insurance Exchanges, Phase 2	\$ 120,000	\$ 210,959

The Commonwealth Fund 1 East 75th Street New York, NY 10021	20120454	Sara Collins, Ph.D. 8/1/12-12/31/13. Analysis and Modeling of Health Care Reform Implementation	\$ -	\$ 204,261
Center for Health Care Strategies, Inc 200 American Metro Boulevard, Suite 119 Hamilton, NJ 08619	20120462	Patricia McGinnis, M.P.P., M.P.H. 9/1/12-8/31/13. Advancing Accountable Care Organizations in Medicaid	\$ 100,000	\$ 148,558
Rockefeller Archive Center 15 Dayton Avenue Sleepy Hollow, NY 10591-1598	20120464	Lee Hiltzik, Ph.D. 7/1/12-6/30/13. Transfer and Maintenance of The Commonwealth Fund's Archives, Year 17	\$ 76,500	\$ 8,500
Internet Archive 300 Funston Avenue San Francisco, CA 94118	20120465	Rick Prelinger. 7/1/12-6/30/13. Transfer and Maintenance of The Commonwealth Fund's Archives, Year 17	\$ 5,000	\$ -
The Commonwealth Fund 1 East 75th Street New York, NY 10021	20120468	Cathy Schoen. 8/1/12-12/31/13. Authorization to Support Data Acquisition	\$ 17,599	\$ 66,018
The Commonwealth Fund 1 East 75th Street New York, NY 10021	20120485	Barry Scholl. 7/1/12-6/30/13. Supporting the Fund's Communications and Publishing Capacity to Reach Change Agents and Inform Public Discourse	\$ 684,061	\$ 440,733
Social Science Research Solutions 53 West Baltimore Pike Media, PA 19063	20120486	Melissa J. Herrmann and Eran Ben- Porath, Ph.D. 8/1/12-11/30/13. International Health Policy Survey, 2013	\$ 150,000	\$ 275,494
Institute for Healthcare Improvement 20 University Road, 7th Floor Cambridge, MA 02138	20120490	Douglas McCarthy, M.B.A. 7/15/12 - 12/31/13. Exemplars of Local Health Care Delivery Reform: Where Policy Meets Practice	\$ 75,000	\$ 113,657
President and Fellows of Harvard College Massachusetts Hall Cambridge, MA 02138	20120491	Michael Chernew, Ph.D. 12/1/12 - 5/31/14. Evaluating the Impact of a Tiered Hospital Network on Costs		\$ 236,187
Regents of the University of California 11 Shields Avenue Davis, CA 95616	20130008	Christine Ritchie, M.D. 1/1/13 - 12/31/13. Developing a Quality Framework for Medical Care Provided at Home	\$ 45,693	\$ 55,846

President and Fellows of Harvard College Massachusetts Hall Cambridge, MA 02138	20130024	Sara Singer, Ph.D., M.B.A. 5/1/13 - 11/30/14. Understanding Variations in Care Coordination from the Patient's Viewpoint, Phase 1		\$ 350,000
Social Science Research Solutions 53 West Baltimore Pike Media, PA 19063	20130063	Melissa J. Herrmann, M.A. 1/1/13 - 12/31/13. A National Survey to Assess the Capacity of Community Health Centers to Serve as Medical Homes and Participate in Accountable Care Networks	\$ 86,582	\$ 91,565
National Senior Citizens Law Center 1444 Eye Street NW, Suite 1100 Washington, DC 20005	20130064	Kevin Prindiville, J.D. 12/1/12 - 11/30/13. Amplifying the Consumer Voice as States Integrate Care for Dual Eligibles, Phase 2	\$ 95,000	\$ 15,000
The George Washington University 44983 Knoll Square 251 Ashburn, VA 20147	20130065	Brian Biles, M.D., M.P.H. 12/1/12 - 5/31/14. Medicare's Future: Lessons from Medicare Advantage	\$ 105,734	\$ 158,601
The University of Texas Health Science Center at Houston 4201 Medical Drive Suite 240 Bluffcreek Towers San Antonio, TX 78229	20130066	Luisa Franzini, Ph.D. 1/1/13 - 6/30/14. Determinants of Spending Variation: The Roles of Price, Service Use, and Market Conditions in Texas	\$ 100,316	\$ 150,474
National Governors Association Center for Best Practices 444 North Capital Street, Suite 267 Washington, DC 20001-1512	20130068	Krista Drobac, M.P.P. and Brian Osberg, M.P.H. 12/1/12 - 7/31/13. Helping States Design Multipayer Care Delivery Models	\$ 118,590	\$ 29,643
Center for Health Policy Development National Academy for State Health Policy 10 Free Street, 2nd Floor Portland, ME 04101	20130069	Jill Rosenthal, M.P.H. 1/1/13 - 3/31/14. Promoting Federal-State Collaboration to Achieve a High Performance Health System	\$ 93,675	\$ 140,508
Center for Studying Health System Change 1100 1st Street, NE, 12th Floor Washington, DC 20002-4221	20130070	Ann O'Malley, M.D., M.P.H. 2/1/13 - 1/31/14. Understanding How Primary Care Teams in Medical Homes Develop and Function	\$ 113,850	\$ 170,736
President and Fellows of Harvard College Massachusetts Hall Cambridge, MA 02138	20130071	Bruce Landon, M.D., M.B.A., M.Sc. 12/1/12 - 11/30/13. Assessing the Evolution of Medical Home Initiatives: A National Survey	\$ 46,400	\$ 69,633
IPRO, Inc. 1979 Marcus Avenue, Suite 105 Lake Success, NY 11042-1002	20130081	Jaz-Michael King. 1/1/13 - 12/31/13. Growing the Audience for WhyNotTheBest.org, Phase 5	\$ 140,000	\$ 209,313

Pear Tree Communications, Inc. 3035 Lincoln Boulevard Cleveland Heights, OH 44118	20130082	Martha Hostetter, M.F.A. 1/1/13 - 12/31/13. Growing the Audience for WhyNotTheBest.org, Phase 5 Leslie Curry, Ph.D. and Elizabeth Bradley, Ph.D. 1/1/13 - 6/30/15.		\$ 64,195
Yale University P.O. Box 2038 New Haven, CT 06520	20130083	Evaluating the STAAR Collaborative's Impact on Hospitals' Care Transition Practices and Ability to Reduce Readmissions, Phase 2	\$ 192,000	\$ 287,999
Trustees of Dartmouth College 11 Rope Ferry Road, #6210 Hanover, NH 03755	20130084	Elliott Fisher, M.D., M.P.H. 1/1/13 - 12/31/13. Evaluating the Formation and Performance of Accountable Care Organizations, Year 4	\$ 152,000	\$ 229,024
Trustees of Dartmouth College 11 Rope Ferry Road, #6210 Hanover, NH 03755	20130086	Valerie Lewis, Ph.D. 1/1/13 - 12/31/13. Examining the Development of Accountable Care Organizations Serving Vulnerable Populations	\$ 80,000	\$ 119,627
The Commonwealth Fund 1 East 75th Street New York, NY 10021	20130087	Robin Osborn, M.B.A. 12/1/12 - 12/31/13. Commonwealth Fund/Nuffield Trust International Conference on Quality Improvement and Delivery System Reform, 2013	\$ 9,985	\$ 65,015
American Academy of Home Care Physicians PO Box 1037 Edgewood, MD 21040-1037	20130114	Constance Row, M.P.A. 5/1/13 - 4/30/15. Independence at Home Learning Collaborative	\$ 47,500	\$ 71,360
Johns Hopkins University 3400 North Charles Street Baltimore, MD 21218	20130129	Karen Davis, Ph.D. 1/1/13 - 12/31/13. Informing the National Policy Debate on Medicare's Future and Provider Payment Reform	\$ 53,127	\$ 79,691
Project HOPE - The People-to-People Health Foundation, Inc. 7500 Old Georgetown Road, Suite 600 Bethesda, MD 20814	20130273	John Iglehart. 5/1/13 - 4/30/14. Web Publishing Alliance with Health Affairs	\$ 90,000	\$ 110,000
GfK Custom Research, LLC 440 Park Avenue South, 6th Floor New York, NY 10016	20130280	Jordon Peugh, M.A. 5/1/13 - 10/31/15. Tracking Health Insurance Reform: 2013-15	\$ -	\$ 490,200
Trustees of Columbia University in the City of New York 630 West 168th Street New York, NY 10027	20130281	Sherry Glied, Ph.D. 7/1/13 - 6/30/14. Analysis and Technical Assistance in Support of Health Reform		\$ 198,684

Center for Health Care Strategies, Inc. 200 American Metro Boulevard, Suite 119 Hamilton, NJ 08619	20130283	Stephen Somers, Ph.D., and Alice Lind, M.P.H. 5/1/13 - 7/31/14. Helping States Implement New Systems of Integration for Care of Dual Eligibles, Phase 2		\$ 249,977
Urban Institute 2100 M Street NW Washington, DC 20037	20130307	Robert Berenson, M.D. 5/1/13 - 4/30/14. Interaction of Medical Homes and Accountable Care Organizations	\$ 60,000	\$ 88,621
Qualis Health 10700 Meridian Avenue North, #5 Seattle, WA 98133	20130308	Jonathan Sugarman, M.D., M.P.H. 6/1/13 - 5/31/15. Safety Net Medical Home Initiative: Dissemination and Behavioral Health Integration	\$ 160,000	\$ 248,801
Wake Forest University Health Sciences Medical Center Blvd. Winston-Salem, NC 27157-1066	20130320	Mark Hall, J.D. 5/1/13 - 4/30/14. Insurance Premium Rate Review: Assessing the Industry's Response and the Effect on Premiums Across States		\$ 161,841
AcademyHealth 1150 17th Street NW, Suite 600 Washington, DC 20036	20130324	Lisa Simpson, M.B., B.Ch., M.P.H., F.A.A.P. 1/1/13 - 12/31/13. General Support	\$ 12,000	\$ 6,000
AcademyHealth 1150 17th Street NW, Suite 600 Washington, DC 20036	20130325	Lisa Simpson, M.B., B.Ch., M.P.H., F.A.A.P. 7/1/13 - 6/30/14. Rent and Services	\$ 100,000	\$ 27,481
The Center for Effective Philanthropy 675 Massachusetts Avenue, 7th Floor Cambridge, MA 02139	20130326	Phil Buchanan. 1/1/13 - 12/31/13. General Support	\$ 7,475	\$ 11,100
The Communications Network 1755 Park Street, Suite 260 Naperville, IL 60563	20130327	Bruce Trachtenberg 1/1/13 - 12/31/13. General Support	\$ 3,500	\$ -
Foundation Center 79 Fifth Avenue New York, NY 10003-3076	20130328	Bradford Smith. 1/1/13 - 12/31/13. General Support	\$ 15,000	\$ -
Grantmakers in Aging, Inc 2001 Jefferson Davis Highway, Suite 504 Arlington, VA 22202	20130329	John Feather, Ph.D. 1/1/13 - 12/31/13. General Support	\$ 6,500	\$ -

Grantmakers In Health 1100 Connecticut Avenue, NW, Suite 1200 Washington, DC 20036	20130330	Faith Mitchell, Ph.D. 1/1/13 - 12/31/13. General Support	\$ 15,000	\$ -
Grants Managers Network, Inc. 1666 K Street, NW, Suite 440 Washington, DC 20006	20130331	Michelle Greanias 1/1/13 - 12/31/13. General Support	\$ 2,500	\$ -
Nonprofit Coordinating Committee of New York 1350 Broadway, Suite 1801 New York, NY 10018-7802	20130333	Michael Clark. 1/1/13 - 12/31/13. General Support	\$ 35,000	\$ -
Philanthropy New York 79 Fifth Avenue, Fourth Floor New York, NY 10003- 3076	20130334	Ronna Brown, J.D. 1/1/13 - 12/31/13. General Support	\$ 18,100	\$ -
Brigham and Women's Hospital Inc. 75 Francis Street Boston, MA 02115	20130339	Thomas Sequist, M.D., M.P.H. 5/1/13 - 4/30/15. Using Electronic Health Records to Measure Overuse of Low- Value Health Services		\$ 398,255
London School of Economics and Political Science Houghton Street London, ENGLAND WC2A 2AE	20130350	Sarah Thomson, Ph.D., and Elias Mossialos, M.D., Ph.D. 5/1/13 - 4/30/14. Learning from the International Experience, Year 6		\$ 199,650
Urban Institute 2100 M Street NW Washington, DC 20037	20130351	Bradford Gray, Ph.D. 6/15/13 - 6/14/14. Enhancing the International Program's Communications and Publications Capacity, Year 5		\$ 100,000
Technology Affinity Group 23 Briar Road Wayne, PA 19087	20130357	Lisa Pool. 1/1/13 - 12/31/13. General Support	\$ 750	\$ -
Fluxx Labs, Inc. 301 Battery Street, 5th Floor San Francisco, CA 94111	20110371	5/1/11-4/30/12. Grants Database Implementation Support	\$ 10,406	\$ 1,115
Dobson DaVanzo & Associates, LLC 440 Maple Avenue East, Suite 203 Vienna, VA 22180	20110397	Allen Dobson, Ph.D. 10/1/11 - 3/31/12 Understanding the Potential Impact of Medicare Payment Bundling on Long Term Services and Supports	\$ 8,898	\$ -

Project HOPE - The People-to-People Health Foundation, Inc. P7500 Old Georgetown Road, Suite 600 Bethesda, MD 20814	20110441	Susan Dentzer, M A 5/1/11-4/30/12. Health Affairs Paper Cluster. Key Implementation Issues for Employer Participation in the Insurance Exchanges		\$ 13,000
Sarah Klein P.O. Box 47141 Chicago, IL 47141-0141	20110545	Sarah Klein. 7/1/11-12/31/11 Case Study of State-Based Multi-Stakeholder Partnerships that Improve the Quality of Pediatric Care	\$ 6,115	\$ -
Regents of the University of California 11 Shields Avenue Davis, CA 95616	20110552	Steven Wallace, Ph.D 10/1/11-9/30/12 Undocumented Immigrants and Health Care Reform		\$ 11,203
President and Directors of Georgetown College for Georgetown University 2233 Wisconsin Avenue, NW, Suite 525 Washington, DC 20007	20110565	Kevin Lucia. 10/1/11-9/30/12. Implementing the Affordable Care Act: Tracking and Analysis of State Implementation of Insurance Market Reforms Outside of the Exchanges	\$ 44,897	\$ 0
The George Washington University 44983 Knoll Square 251 Ashburn, VA 20147	20120090	Sara Rosenbaum, J D. 9/1/11-8/31/12. Analysis of State Health Insurance Exchange Legislation and Implementation	\$ 43,130	\$ -
Oklahoma Health Care Authority 4545 North Lincoln Boulevard, Suite 1241 Oklahoma City, OK 73105	20120185	Connecting the Docs: Improving Care Coordination and Delivery of Developmental Screening and Referral Services in Oklahoma, Year 3	\$ 20,000	\$ -
Division of Medical Assistance Programs 500 Summer Street NE, E-35 Salem, OR 97301	20120186	Charles Gallia, Ph.D. 11/1/11-10/31/12 ABCD for Oregon's Health Kids, Year 3	\$ 20,000	\$ -
Arkansas Department of Human Services 700 Main Street Little Rock, AR 72201	20120187	Angela Littrell M.A. 11/1/11-10/30/12. AR LINKS (Linkages Improve Networks and Knowledge of Services): Creating Efficient Systems Linkages to Support Healthy Child Development, Year 3	\$ 1,750	\$ 0
Illinois Department of Healthcare and Family Services 201 South Grand Avenue East Springfield, IL 62763-0002	20120188	Julie Doetsch. M.A. 11/1/11-10/31/12 Illinois Healthy Beginnings II: Coordinating Medical Homes and Community Services, Year 3	\$ 20,000	\$ -
Minnesota Department of Human Services P.O. Box 64998 St Paul, MN 55164-0998	20120189	Susan Castellano. 11/1/11-10/31/12. Minnesota's Communities Coordinating for Healthy Development, Year 3	\$ 9,428	\$ (0)

The King's Fund 11-13 Cavendish Square London W1M OAN UK	20120396	Anna Dixon, Ph D 5/1/12-12/31/12 International Case Studies of Integrated Care for Older People with Complex Needs	\$ 45,705	\$ 6,183
Jonathan Gruber 83 Pleasant Street Lexington, MA 02421	20120483	Jonathan Gruber, Ph.D 6/1/12- 9/30/12. Modeling the Alternatives for Health Care for the 2012 Election	\$ 75,000	\$ -
Nebraska Press Association Foundation 845 S Street Lincoln, NE 68508	20120507	Allen Beermann. 9/1/12-5/31/12. Pilot Model for Creating a State Rural Health News Service	\$ 30,000	\$ 6,550
Actuarial Research Corporation 6928 Little River Turnpike Annandale, VA 22003	20120510	James Mays, M A. (5/28/12- 12/31/12) Modeling the Impact of Health Care Payment, Financing, and System Reforms	\$ 100,000	\$ -
Project HOPE/The People-to-People Health Foundation, Inc 7500 Old Georgetown Road, Suite 600 Bethesda, MD 20814	20120511	Susan Dentzer, M.A. 7/1/12- 6/30/13 International Publishing Alliance with Health Affairs	\$ 80,000	\$ 17,961
University of Pittsburgh 139 University Place Pittsburgh, PA 15260	20120516	Yuting Zhang, Ph D. 7/1/12 - 11/30/13 Evaluating the Quality of Prescribing in Medicare	\$ 37,000	\$ 35,706
Brown University Center for Gerontology and Health Care Research 171 Meeting Street, G-B 215M Providence, RI 02912	20120525	Vincent Mor, Ph.D. 6/1/12 - 12/31/12. Updating Nursing Home Hospitalization Scorecard Measures and Adding Selected Quality Indicators and Stratification by Income, With Updated Trends -	\$ 60,092	\$ -
Urban Institute	20130039	Matthew Buettgens, Ph.D. 8/15/12 - 11/15/12. Self-Insurance and Stop- Loss Coverage by Small Employers Under the Affordable Care Act	\$ 47,911	\$ -
Health Vista, LLC	20130050	Sarah Klein. 9/1/12 - 8/31/13. Quality Matters: A Fund Bimonthly Newsletter about Innovators Making a Difference in Patient Care, Patient Outcomes, and Efficiency	\$ 30,117	\$ 19,622
Actuarial Research Corporation 6928 Little River Turnpike Annandale, VA 22003	20130132	James Mays, M.A. 10/1/12 - 12/31/12. Modeling the Impact of Health Care Payment, Financing, and System Reforms	\$ 97,856	\$ -

Trustees of Columbia University in the City of New York 630 West 168th Street New York, NY 10027	20130163	Michael Hoyt. 1/1/13 - 12/31/13. The Second Opinion: Elevating the Coverage of Health Care Policy	\$ 40,000	\$ 10,000
Trustees of Columbia University in the City of New York 630 West 168th Street New York, NY 10027	20130302	Bhaven Sampat, Ph.D. 11/1/12 - 6/30/13. Programming Support for Fund's Research Programs: Analysis of National Datasets on Health Reform Issues		\$ 86,805
Center for Health Policy Development National Academy for State Health Policy 10 Free Street, 2nd Floor Portland, ME 04101	20130406	Mary Takach, M.P.H., R.N. 4/1/13 - 3/31/14. Enhancing NASHP's Central Resource for State/Medicaid Accountable Care Delivery Models	\$ 12,000	\$ 3,320
University of Pittsburgh 139 University Place Pittsburgh, PA 15260	20130660	Yuting Zhang, Ph.D. 7/1/13 - 6/30/14 Updating Measures of Geographic Variation in the Quality of Prescribing in Medicare	\$ -	\$ 50,000
Bundesgeschäftsstelle Qualitätssicherung gGmbH Kanzlerstraße 4 Düsseldorf 40472 Germany	20090275	Christof Veit, M.D. 1/1/09-12/31/09 Planning Grant for The Commonwealth Fund Initiative for Second Generation International Benchmarking in Health Care		\$ 10,720
Jewish Healthcare Foundation of Pittsburgh 650 Smithfield Street, Suite 2330 Pittsburgh, PA 15222	20090420	Harold Miller 4/1/09-9/30/09 Analyzing State Policies to Improve Healthcare Cost and Improve Value	\$ -	\$ -
The Commonwealth Fund 1 East 75th Street New York, NY 10021	20090579	Robin Osborn 4/15/09-12/31/09 Innovations in Health Policy and Practice. An International Case Study Series		\$ 4,500
Alliance for Health Reform 1444 Eye Street, NW, Suite 910 Washington, DC 20005-6573	20090581	Edward Howard, J.D. 4/15/09-7/15/09. Commonwealth Fund/Alliance International Roundtable on Comparative Effectiveness		\$ 0
Center for Health Care Strategies, Inc 200 American Metro Boulevard, Suite 119 Hamilton, NJ 08619	20090611	Kamala D. Allen, M.H.S. 7/1/09-3/30/12. A Multi-State Analysis of Medicaid-Financed Services for Children with Complex Needs	\$ 3,628	\$ -
Pacific Business Group on Health 221 Main Street, Suite 1500 San Francisco, CA 94105	20090667	Ted von Glahn. 7/1/09-12/31/09. Impact of Pay for Performance Incentives on Patient Experience Performance	\$ 3,600	\$ -

Beth Israel Deaconess Medical Center, Inc. 330 Brookline Avenue Boston, MA 02215	20100345	Lachlan Forrow, M.D. 4/1/10-6/30/10 Commonwealth Fund Issue Brief. End of Life Care in MA State Health Reform: Lessons for National and State Health Reform Efforts	\$ 1,000	\$ -
Brown University Center for Gerontology and Health Care Research 171 Meeting Street, G-B 215M Providence, RI 02912	20100502	Vincent Mor, Ph.D. 5/1/10-6/30/11. Updating Nursing Home Hospitalization Scorecard Measures and Adding Selected Quality Indicators	\$ 5,084	\$ (0)
University Hospital of Cologne Schumacher Street 62 Cologne 50937 Germany	20100550	Stephanie Stock, M.D., Ph D. 9/1/10-8/31/11. Patient-Related Outcomes Survey in German Disease Management Programs	\$ 15,000	\$ 10,000
President and Directors of Georgetown College 2233 Wisconsin Avenue, NW, Suite 525 Washington, DC 20007	20100566	Ryung Suh, M.D., M.P.P , M B A., M.P.H. 12/1/10-11/30/12. Massachusetts Health Insurance Reform: Promise and Results		\$ 19,943
London School of Economics and Political Science Houghton Street London, ENGLAND WC2A 2AE United Kingdom	20100576	Elias Mossialos, Ph.D. 9/1/10-3/31/11 Analysis of Prescription Drug Prices in the United States and Europe	\$ 7,500	\$ 0
CUNY TV Foundation 365 Fifth Avenue, Suite 1400 New York, NY 10016	20100598	Robert Isaacson. 9/1/10-8/31/11. "Talking Health" TV Series on CUNY TV	\$ 9,600	\$ -
University of British Columbia 2329 West Mall Vancouver, BC V6T 14 Canada	20100610	Steve Morgan, Ph.D., M.A. 9/1/10-8/31/11. Pharmaceutical Policy. Global Trends, Challenges, and Innovations	\$ 6,978	\$ -
The Board of Regents of the University of Wisconsin System 1220 Linden Drive, Room 1720 Madison, WI 53706	20100611	Douglas Olson, Ph D., M B A. 9/1/10-8/31/11. Development of a Practicum Site Quality Profile for Long-Term Care Administration Programs	\$ 8,544	\$ -
Knowledge Networks, Inc. 440 Park Avenue South, 6th Floor New York, NY 10016	20100627	Jordon Peugh, M.A. 7/1/10-4/30/12. Assessing the Spread of the Chronic Care "Model" and Patient-Centered Care: An On-Line Survey of Adults with Chronic Conditions	\$ 24,500	\$ -
University of Massachusetts Foundation Inc. 225 Franklin Street, 33rd Floor Boston, MA 02110	20110033	Edward Alan Miller, Ph D , M.P.A. 11/1/10-4/30/12 Increasing Consumer Involvement in Medicaid Nursing Home Reimbursement	\$ 9,977	\$ 0

National Partnership for Women & Families	20110036	Christine Bechtel, M A. 10/1/10-9/15/11. Assessing Trends in Patient Expectations and Understanding of Health Information Technologies	\$ 8,000	\$ -
The Commonwealth Fund 1 East 75th Street New York, NY 10021	20110054	Robin Osborn. 9/1/10-12/31/10 Commonwealth Fund/Alliance for Health Reform International Briefing on Electronic Medical Records Lessons from Abroad on Implementation and Meaningful		\$ (0)
American Academy of Family Physicians 11400 Tomahawk Creek Parkway Leawood, KS 66211	20110101	Robert Phillips, Jr., M D., M S P.H. 2/1/11-1/31/12 International Learning on Increasing the Value and Effectiveness of Primary Care	\$ 10,000	\$ -
Brandeis University 415 South Street Waltham, MA 02454	20110123	Robert Mechanic, M B.A. 1/1/11-10/31/12. Survey of Capitation Contracting and Physician Compensation in Organized Delivery Systems		\$ 9,842
The Board of Regents of the University of Wisconsin System 1220 Linden Drive, Room 1720 Madison, WI 53706	20110148	Barbara Bowers, Ph.D., M.S , R N. 7/1/11-6/30/12. Evidence for Consistent Assignment: A Critical Evaluation of the Literature and Current Practices	\$ 9,978	\$ -
Center for Health Care Strategies, Inc 200 American Metro Boulevard, Suite 119 Hamilton, NJ 08619	20110194	Sarah Barth, J.D., 1/1/11-12/31/11 Supporting the National Association of Medicaid Directors' Health Reform Efforts	\$ 5,443	\$ -
Health Services Research Association of Australia & New Zealand	20110427	Jonathan Karnon, Ph.D. 6/1/11-12/31/11. 7th Australia-New Zealand Health Services and Policy Research Conference	\$ -	\$ -
Alliance for Health Reform 1444 Eye Street, NW, Suite 910 Washington, DC 20005-6573	20110436	Edward Howard, J D. 2/1/11-7/14/11. Additional Costs for 2011 Bipartisan Congressional Health Policy Conference	\$ 5,877	\$ -
The Commonwealth Fund 1 East 75th Street New York, NY 10021	20110443	Andrea Landes. 1/1/11-12/31/11 Performance Assessment and Grants Monitoring: Contracts to Support The Commonwealth Fund Performance Scorecard and Grants Monitoring	\$ 13,325	\$ -
Pennsylvania Department of Family Practice and Community Medicine 2nd Floor Gates Building Philadelphia, PA 19104	20110449	Cynthia Connolly, Ph.D , R.N. 6/1/11-11/30/12. The Commonwealth Fund's Child Development and Preventive Care Program, 1999-2011	\$ 4,309	\$ -

Altarum Institute 3520 Green Court, Suite 300 Ann Arbor, MI 48105-1579	20110456	Joanne Lynn, M.D., M.A., M.S., and Ani Turner 5/1/11-4/30/12. Web Content Delivery for Improving Care Transitions	\$ 3,816	\$ -
University of North Carolina at Chapel Hill Chapel Hill, NC 27599	20110457	Sheryl Zimmerman, Ph D. 6/1/11- 12/31/12. An Assisted Living Consensus Process: Using Expert Collaboration to Inform Public Policy and Practices	\$ 5,474	\$ (0)
University of Kansas Center for Research, Inc. Youngberg Hall, 2385 Irving Hill Road Lawrence, KS 66045	20110469	Evaluation of the Pre-Existing Condition Insurance Plans Under the Affordable Care Act: Immediate and Long-Term Implications for Federal Health Policy	\$ 9,999	\$ -
Trustees of Tufts College 169 Holland Street, Room 203 Somerville, MA 02144	20110524	Joshua Cohen, Ph.D. 12/1/11- 8/31/12. International Lessons on Impact of Comparative Effectiveness Research: Patient Access to New Cancer Drugs in U.S. and Europe	\$ 9,439	\$ 0
Cooperation and Development (OECD) 2 Rue Andre Pascal Cedex 16 Paris, FRANCE 75775	20110544	Mark Pearson 7/1/11-6/30/12. Initiating International Comparisons of Health IT Use	\$ 16,443	\$ -
The Board of Trustees of the University of Alabama for the University of Alabama at Birmingham Birmingham, AL 35294-2010	20120012	Robert Weech-Maldonado, M B A., Ph D. 8/1/12-7/31/12. Dissemination of CAHPS Cultural Competency and Health Literacy Surveys		\$ 4,500
Trustees of Columbia University in the City of New York 630 West 168th Street New York, NY 10027	20120023	Bhaven Sampat, Ph.D. 11/1/11- 10/31/12. Programming Support for Fund's Research Programs: Analysis of National Datasets on Health Reform Issues	\$ 9,089	\$ (0)
Education & Research Fund of the Employee Benefit Research Institute 1100 13th Street NW, Suite 878 Washington, DC 20005	20120037	12/31/12. 2012 Support of the Employee Benefit Research Institute Education and Research Annual Consumer Engagement in Health Care Survey	\$ 2,500	\$ -
AcademyHealth 1150 17th Street NW, Suite 600 Washington, DC 20036	20120039	Lisa Simpson, M B , B.Ch., M.P H , F A.A P. 11/1/11 - 4/30/12. Long- Term Care Interest Group 2012 Policy Seminar	\$ -	\$ -
President and Directors of Georgetown College for Georgetown University 2233 Wisconsin Avenue, NW, Suite 525 Washington, DC 20007	20120043	Mila Kofman, J.D 09/01/11- 03/31/11 Implementation of the Affordable Care Act. Critical Issues About the Private Health Insurance Market, Entities, Products, and Implications For Successful Health		\$ 14,098

New York University 70 Washington Square South New York, NY 10012	20120048	Tara Cortes, Ph D. 11/01/2011 - 10/31/2012 Promoting Spread of Patient Centered Models for Transitions between Acute to Long Term Care	\$ 9,971	\$ -
AcademyHealth 1150 17th Street NW, Suite 600 Washington, DC 20036	20120049	Jane Brookstein. 11/1/11-10/31/12. 2012 Disability Research Interest Group Meeting & Webinars	\$ 3,493	\$ -
AcademyHealth 1150 17th Street NW, Suite 600 Washington, DC 20036	20120193	Enrique Martinez-Vidal, M.P.P 12/1/11-9/01/11. Support for the 2012 Activities of AcademyHealth's State Health Research and Policy Interest Group	\$ 2,006	\$ -
Society of American Business Editors and Writers, Inc. University of Missouri-Columbia 385 McReynolds Hall Columbia, MO 65211	20120197	Warren Watson. 10/14/11-10/31/12 The Society of American Business Editors and Writers' 2011 Annual Conference & Web-Based Trainings for Journalists	\$ 3,000	\$ -
Pittsburgh, University of 139 University Place Pittsburgh, PA 15260	20120204	11/30/12. Improving Nursing Home Care in New York City The Importance of Workforce Relationships and Staff Stability to Achieving Better Quality	\$ 6,805	\$ 0
National Business Coalition on Health 1015 18th Street NW, Suite 730 Washington, DC 20036	20120208	Andrew Webber. 1/1/12-12/31/12. "Purchasing High Performance" Newsletter	\$ 20,000	\$ 9,506
Joan and Sanford I Weill Medical College of Cornell University 425 East 61st Street New York, NY 10021	20120214	Lawrence P. Casalino, M D., Ph.D 12/01/11-9/30/12. Transforming the Primary Care Provider Workday	\$ 9,931	\$ -
The George Washington University 44983 Knoll Square 251 Ashburn, VA 20147	20120219	Jane Thorpe 12/15/11-06/15/12. Exploring the Opportunities in the ACA's Multi-State Plans	\$ 2,705	\$ 0
Brandeis University 415 South Street Waltham, MA 02454	20120248	Doonan, Ph.D 3/1/12-12/31/12 19th Annual Princeton Conference: States' Role in Healthcare Reform - Possibilities to Improve Access and Quality	\$ 3,997	\$ 3
Brigham and Women's Hospital Inc 75 Francis Street Boston, MA 02115	20120280	Joel S. Weissman, Ph D 2/1/12-6/30/12. The Promise and Perils of Shared Savings Programs	\$ 8,791	\$ -

National Academy of Sciences 500 5th Street NW, Keck 849 Washington, DC 20001	20120299	Jill Eden, M B A, M.P.H. 6/1/12-2/28/14. Developing New Approaches to Governance and Financing of Graduate Medical Education for the 21st Century	\$ 32,500	\$ 7,500
Massachusetts General Hospital 15 Parkman Street, WAC 812 Boston, MA 02114-3117	20120300	Joseph Betancourt, M.D., M P H 3/1/12-12/31/12 The Healthcare Quality and Equity Action Forum	\$ 4,875	\$ -
Center for Excellence in Health Care Journalism 10 Neff Hall Columbia, MO 65211	20120326	Len Bruzzese. 4/1/12-3/31/12. Support for the Association of Health Care Journalists' Annual Conference, Rural and Regional Health Journalism Workshops, and Aging and Long-Term Care Online	\$ 8,000	\$ -
University of Chicago 5801 South Ellis Avenue Chicago, IL 60637	20120332	Marshall Chin, M.D., M.P.H., F A.C.P. 3/1/12-2/28/13. Incorporating Medical Home Measures into National Reporting Systems for Federally Qualified Health Centers		\$ 9,869
Center for Health Care Strategies, Inc 200 American Metro Boulevard, Suite 119 Hamilton, NJ 08619	20120337	4/1/12-8/31/12 Preparing Medicaid to Implement Accountable Care Organizations: A Learning Collaborative for States, Health Plans, and Providers	\$ 11,888	\$ -
Center for Health Policy Development National Academy for State Health Policy 10 Free Street, 2nd Floor Portland, ME 04101	20120351	Jill Rosenthal, M.P.H. 3/1/12-5/31/13 Transforming Primary Care through State Initiatives: Adapting the North Carolina Experience		\$ 7,013
American Health Care Association 1201 L Street N.W. Washington, D.C 20005-4024	20120354	David Gifford, M.D., M.P H. 3/1/12-2/28/13. Keeping Pace with National Priorities: New Goals for Advancing Excellence	\$ 19,940	\$ -
Brigham and Women's Hospital Inc 75 Francis Street Boston, MA 02115	20120359	Alexander Turchin, M.D., M S. 6/1/12-5/30/13. Effect of Health Information Exchange on the Cost of Medical Tests		\$ 10,518
Brigham and Women's Hospital Inc 75 Francis Street Boston, MA 02115	20120369	Elliot Wakeam, M.D. 7/1/12 - 9/30/13. Identifying Hospital Best Safety Practices to Reduce Post-Surgical Complications	\$ 35,000	\$ 8,913
Center for Health Policy Development National Academy for State Health Policy 10 Free Street, 2nd Floor Portland, ME 04101	20120377	Mary Takach, M.P.H., R.N. 6/1/12-12/31/12. Developing a Central Resource to Track State Accountable Care Delivery System Models	\$ 10,101	\$ -

Scientific Institute for Quality of Healthcare Raboud University Nijmegen Medical Centre P.O. Box 9101 114 Nijmegen 6500 HB	20120378	Gert Westert, Ph.D. 4/1/12-12/31/12. Expansion of 2012 Commonwealth Fund International Health Policy Survey to Include the Netherlands	\$ 6,654	\$ -
The Commonwealth Fund 1 East 75th Street New York, NY 10021	20120379	International Session at AcademyHealth Annual Research Meeting: "Insurance Exchange Implementation: What Can We Learn Abroad?"	\$ 3,620	\$ -
Harris Interactive, Inc. 60 Corporate Woods Rochester, NY 14623	20120388	Roz Pierson, Ph.D 4/1/12-10/31/12. The Commonwealth Fund 2012 Health Policy Survey Co- Funding for Germany, the Netherlands, and Sweden	\$ 15,000	\$ -
Pennsylvania Department of Family Practice and Community Medicine 2nd Floor Gates Building Philadelphia, PA 19104	20120393	David Casarett, M.D 7/1/12-6/30/13. Identifying Best Practices in the Care of Seriously Ill Nursing Home Residents: A Positive Deviance Approach	\$ 42,000	\$ 8,000
London School of Economics and Political Science	20120431	Sarah Thomson, Ph.D. & Elias Mossialos, M.D. 8/1/12-4/30/13. Analysis of Medical Imaging Policies, Prices and Utilization in High-Income Countries		\$ 49,989
Geisinger Clinic 100 North Academy Avenue Danville, PA 17822	20120432	Thomas Graf, M.D., F.A.A.F.P. 6/1/12-5/31/13. Comparative Survey in Structured Diabetes Care	\$ 20,000	\$ 5,000
	20120434	Gerard Anderson, Ph.D & Robin Osborn, M.B A 6/1/12-5/31/12. Top 10 Health Innovations for the US to Consider	\$ 15,000	\$ 9,800
Grantmakers in Health 1100 Connecticut Avenue, NW, Suite 1200 Washington, DC 20036	20120440	Osula Rushing. 5/2/12-4/30/13. Support for the Federal-State Implementation Project	\$ 6,000	\$ -
Society of American Business Editors and Writers, Inc. University of Missouri-Columbia 385 McReynolds Hall Columbia, MO 65211	20120446	Warren Watson 6/1/12-12/31/12 The Business of Health Care: A Symposium	\$ 98	\$ -
Organisation for Economic Cooperation and Development (OECD) 2 Rue Andre Pascal Cedex 16 Paris 75775	20120452	Mark Pearson. 8/15/12 - 9/30/13. Development and Validation of a Survey to Enable International Benchmarking of Availability and Use of Information Technologies in the Health Sector	\$ 40,000	\$ 10,000

Mathematica Policy Research, Inc P.O. Box 2393 Princeton, NJ 08543-2393	20120487	Marsha Gold, Sc.D. 7/1/12-9/30/12 Variation in Efficiency Medicare Advantage Plans Relative to Medicare Fee For Service		\$ 4,975
Regents of the University of Michigan 3003 South State Street, 1020 Ann Arbor, MI 48109	20120488	Lauren Nicholas, Ph.D. 8/1/12- 7/31/13. Assessing the Impact of the Medicare Advantage Bid System Market Structure, Plan Payment and Enrollment		\$ 11,501
Project HOPE - The People-to-People Health Foundation, Inc. 7500 Old Georgetown Road, Suite 600 Bethesda, MD 20814	20120489	Gail Wilensky, Ph.D. 9/1/12 - 2/28/13. Alternative Strategies for Reforming Medicare Physician Payment	\$ 30,000	\$ 16,317
Foundation for the eHealth Initiative 818 Connecticut Avenue NW, Suite 500 Washington, DC 20006	20120503	Jason C. Goldwater, M.A., M.P.A. 8/15/2012 - 1/31/2013. An Environmental Scan of Innovative Uses of Health Information Technology To Improve Outcomes of Patients with Chronic Diseases: Diabetes as Test	\$ 50,000	\$ -
Harvard Pilgrim Health Care Two Fenway Plaza Boston, MA 02215	20120504	Stephen Soumerai, Sc.D. 7/1/12- 6/30/13 Interpreting Results of Evaluations of Healthcare Interventions: Shedding Light on the Impact of Research Designs on Validity and Consequences for	\$ 30,000	\$ 5,000
Society of General Internal Medicine 500 King Street, Suite 303 Alexandria, VA 22314	20120505	David Karlson, Ph.D. and Gary Rosenthal, M.D. 10/1/12 - 9/30/13. Patient Centered Medical Home Research Conference 2	\$ 24,000	\$ 6,000
University of Kansas Center for Research, Inc. Youngberg Hall, 2385 Irving Hill Road Lawrence, KS 66045	20120508	Jean Hall, Ph.D. 8/1/12-7/31/13. Evaluation of Pre-Existing Condition Insurance Plans Under the Affordable Care Act	\$ 20,000	\$ 9,503
RAND Corporation 1776 Main Street P.O. Box 2138 Santa Monica, CA 90407	20120509	Mireille Jacobson, Ph.D. 8/1/12- 7/31/13. The Impact of Health Insurance on Financial Risk	\$ 35,000	\$ 15,000
Scientific Institute for Quality of Healthcare Raboud University Nijmegen Medical Centre P.O. Box 9101 114 Nijmegen 6500 HB	20120512	Gert Westert, Ph.D. 6/1/12- 12/31/12. Dutch Harkness Fellowships Marketing Event at IQ Healthcare Annual Conference	\$ 5,500	\$ -
Progressive States Network 82 Wall Street, Suite 200 New York, NY 10005	20120514	Ann Pratt. 7/1/12-12/31/12 Progressive States Network: Convening of State Legislators	\$ 46,464	\$ 0

Harvard College, President and Fellows of 17 Quincy Street, Massachusetts Hall Cambridge, MA 02150	20120519	Richard Frank, Ph.D., M.A. 8/1/12-2/28/13 Organizing Coordinated Care for Medicaid: A Case Study	\$ 21,000	\$ 5,150
United Hospital Fund 439 Newman Springs Road Lincroft, NJ 07738-1328	20120524	James R. Tallon, Jr. 9/1/12-8/31/13. 2012 United Hospital Fund Gala	\$ 25,000	\$ -
Center for Medicare Advocacy, Inc. P.O. Box 350 Willimantic, CT 06226	20130001	Toby S. Edelman, J.D. 10/1/12 - 6/30/13. Examining Inappropriate Antipsychotic Drug Use in Nursing Homes	\$ 41,000	\$ 8,998
Yale University P.O. Box 2038 New Haven, CT 06520	20130014	Leslie Curry, Ph.D. 7/1/12 - 12/31/12. Understanding Hospital Practices among Hospitals Enrolled with the State Action on Avoidable Rehospitalizations (STAAR) Initiatives	\$ 40,000	\$ 9,091
Focused Medical Analytics 125 Sully's Trail, Suite 8 Pittsford, NY 14534	20130049	Howard Beckman, M.D. 10/1/12 - 3/31/13. Practitioner/Health Plan Collaboration: Building a New Model for the Next Decade	\$ 19,800	\$ 4,996
National Academy of Social Insurance 776 Massachusetts Avenue, N.W., Suite 400 Washington, DC 20036	20130077	Lee Goldberg, J.D., M.A. 10/1/12 - 11/30/12. Avoiding Unintended Consequences: Identifying Critical Issues in Implementing the Duals Demonstration Projects	\$ 15,000	\$ 9,706
Center for Studying Health System Change 1100 1st Street, NE, 12th Floor Washington, DC 20002-4221	20130078	Paul Ginsburg, Ph.D. 11/1/12 - 8/31/13. Addressing Provider Consolidation through Market Forces and Regulation	\$ 24,800	\$ 6,200
The University of Texas at Austin Center for Research on Minority Health 1515 Holcombe Boulevard Box 536 Houston, TX 77030	20130079	William Sage, M.D., J.D. 1/1/13 - 8/31/13. Health Reform, Competition Policy, and Emerging Health Care Markets	\$ 23,000	\$ 4,904
Public Health Institute 555 12th Street, 10th Floor Oakland, CA 94607	20130152	Andrew Broderick, M.B.A., M.A. 1/1/13 - 9/30/13. Safety Net Transformation through Patient Engagement Using mHealth	\$ 30,000	\$ 16,008
AcademyHealth 1150 17th Street NW, Suite 600 Washington, DC 20036	20130164	Enrique Martinez-Vidal, M.P.P. 12/1/12 - 9/30/13. Support for the 2013 Activities of AcademyHealth's State Health Research and Policy Interest Group	\$ 20,000	\$ 5,000

Pennsylvania State University University Park, PA 16802	20130170	Ann Kolanowski, Ph.D., R.N., F.A.A.N. 12/1/12 - 8/15/13. Toolbox for Improving Behavioral Health in Nursing Homes	\$ 11,000	\$ 3,378
CUNY TV Foundation 365 Fifth Avenue, Suite 1400 New York, NY 10016	20130171	Robert Isaacson and Scotti Williston. 1/1/13 - 6/30/13. Talking Health TV Series on CUNY-TV	\$ 35,000	\$ 14,500
Lown Cardiovascular Research Foundation, Inc. 21 Longwood Avenue Brookline, MA 02446	20130199	Vikas Saini, M.D. 6/1/13 - 12/31/13. Developing a Clinical Case-Series Describing the Nature of the Decision Making Process that Leads to Overuse at the Point of Care	\$ 40,000	\$ 9,760
Brown University Center for Gerontology and Health Care Research 171 Meeting Street, G-B 215M Providence, RI 02912	20130200	Denise Tyler, Ph.D. 6/1/13 - 1/31/14. Innovation in High Medicaid Nursing Homes	\$ 25,000	\$ 7,449
Association of Health Care Journalists Missouri School of Journalism 10 Neff Hall Columbia, MO 65211	20130265	Len Bruzzese. 3/1/13 - 2/28/14. Support for the Association of Health Care Journalists' Health Journalism 2013, Rural Health Journalism Workshop, and the Aging and Long- Term Care Online Learning Center	\$ 32,000	\$ 8,000
Brandeis University 415 South Street Waltham, MA 02454	20130296	Stuart H. Altman, Ph.D. 3/1/13 - 12/31/13. 20th Annual Princeton Conference "The US Healthcare System in Transition"	\$ 12,000	\$ 3,000
RAND Corporation 1776 Main Street P.O. Box 2138 Santa Monica, CA 90407	20130311	Peter Nussey, Ph.D and Cheryl Damberg, Ph.D. 3/1/13 - 8/31/13. Assessing the Current Position of WhyNotTheBest.org as a National Benchmarking and Performance Improvement Tool: An External	\$ 20,000	\$ 30,000
Progressive States Network 82 Wall Street, Suite 200 New York, NY 10005	20130335	Ann Pratt 4/1/13 - 9/30/13. State Health Care Policy Implementation Project	\$ 28,000	\$ 7,000
Health Policy Associates, Inc. 847 25th Avenue San Francisco, CA 94121	20130343	Stephen Isaacs, J.D., and Paul Jellinek, Ph.D. 2/4/13 - 6/30/13. Commonwealth Fund Strategic Planning	\$ 50,000	\$ -
Scientific Institute for Quality of Healthcare Raboud University Nijmegen Medical Centre P.O. Box 9101 114 Nijmegen 6500 HB	20130352	Gert Westert, Ph.D. 4/1/13 - 12/31/13. Expansion of 2013 Commonwealth Fund International Health Policy Survey to Include the Netherlands		\$ 23,468

The George Washington University 44983 Knoll Square 251 Ashburn, VA 20147	20130422	Leighton Ku, Ph.D. 5/1/13 - 9/30/13. Comprehensive Immigration Reform: Opportunities To Improve Immigrant Health	\$ 40,000	\$ 9,857
Wake Forest University Health Sciences Medical Center Blvd Winston-Salem, NC 27157-1066	20130423	Mark Hall, J.D. 8/1/13 - 3/31/14. Assessing Health Insurers Using Medical Loss Ratio Data – Round II		\$ 50,000
Project HOPE - The People-to-People Health Foundation, Inc. 7500 Old Georgetown Road, Suite 600 Bethesda, MD 20814	20130424	John Iglehart 3/21/13 - 4/30/13. Author Travel to Health Affairs Briefing On The Triple Aim Goes Global: Improving Health and Health Care While Lowering Cost		\$ 15,000
The Commonwealth Fund 1 East 75th Street New York, NY 10021	20130426	Robin Osborn 5/1/13 - 10/31/13. Achieving a High Performing Health Care System: Shared Lessons for Canada and the United States		\$ 38,000
The George Washington University 44983 Knoll Square 251 Ashburn, VA 20147	20130427	Katie Horton, R.N., J.D., M.P.H. and Mary-Beth Malcarney, J.D., M.P.H. 4/1/13 - 8/15/13. Budget Deficit Reduction: A Review of Stakeholder Proposals	\$ 40,000	\$ 9,800
New York Academy of Medicine 1216 Fifth Avenue New York, NY 10029-5293	20130428	Jo Ivey Boufford, M.D. 3/1/13 - 2/28/14. The Margaret E. Mahoney Fellowship Program	\$ 25,000	\$ -
AcademyHealth 1150 17th Street NW, Suite 600 Washington, DC 20036	20130436	Lisa Simpson, M.B., B.Ch., M.P.H., F.A.A.P. 4/1/13 - 10/31/13. Current State of Federal Health Services Research Architecture	\$ 20,000	\$ 30,000
Digital Divide Data 115 West 30th Street, Suite 400 New York, NY 10001	20130439	Jeremy Hockenstein. 4/1/13 - 7/31/13. Grant Archives Digitalization	\$ 25,000	\$ 5,000
Primary Care Development Corporation 22 Cortlandt Street, 12th Floor New York, NY 10007	20130440	Ronda Kotelchuck, M.R.P. 3/1/13 - 2/28/14. Primary Care Development Corporation 2013 rd Annual Spring Gala	\$ 7,500	\$ -
National Medical Fellowships 347 Fifth Avenue, Suite 510 New York, NY 10016-5007	20130441	Esther Dyer, D.L.S., M.L.S. 3/1/13 - 2/28/14. National Medical Fellowships Annual Gala, 2013	\$ 6,000	\$ -

Manatt, Phelps & Phillips, LLP 7 Times Square New York, NY 10036	20130450	Deborah Bachrach, J.D. 5/1/13 - 11/15/13. Achieving a High Performing Health System: Addressing the Social Determinants of Health	\$ 40,000	\$ 10,000
Brandeis University 415 South Street Waltham, MA 02454	20130486	Robert Mechanic, M.B.A. and Darren Zinner, Ph.D. 6/15/13 - 5/15/14. Identifying Progress and Pace of Rapid Change in Reimbursement Contracts Among Group Physician Practices		\$ 49,987
Trustees of the University of Pennsylvania Department of Family Practice and Community Medicine 2nd Floor Gates Building 3400 Spruce Street	20130502	Ezekiel Emanuel, M.D., Ph.D. 5/1/13 - 4/30/14. Cross National Comparisons of End-of Life Patterns of Care	\$ 40,000	\$ 10,000
Center for Health Care Strategies, Inc. 200 American Metro Boulevard, Suite 119 Hamilton, NJ 08619	20130503	Patricia McGinnis, M.P.P., M.P.H. 5/1/13 - 9/30/13. Leveraging Public Health and Social Services in Statewide Health Care Delivery and Payment Reform	\$ 40,000	\$ 9,953
United Hospital Fund of New York 1411 Broadway, 12th Fl. New York, NY 10018	20130506	James R. Tallon, Jr. 5/1/13 - 4/30/14. Tribute to Hospital Trustees Luncheon	\$ 3,000	\$ -
New York Academy of Medicine 1216 Fifth Avenue New York, NY 10029-5293	20130507	Jo Ivey Boufford, M.D. 5/1/13 - 4/30/14. New York Academy of Medicine's 19th Annual Gala	\$ 6,000	\$ -
Washington and Lee University 204 West Main Street Lexington, VA 24450	20130599	Timothy Jost, J.D. 9/1/13 - 8/31/14. Health Insurance Exchanges Under Health Care Reform: Issues in Government and Marketplace Implementation		\$ 50,000
Society of American Business Editors and Writers, Inc. University of Missouri-Columbia 385 McReynolds Hall Columbia, MO 65211	20130636	Warren Watson 7/1/13 - 11/30/13. The Business of Health Care 2013 Workshops and Symposium		\$ 35,000
Grantmakers In Health 1100 Connecticut Avenue, NW, Suite 1200 Washington, DC 20036	20130644	Osula Evadne Rushing, M.S. 7/1/13 - 6/30/14. Support for the Federal-State Implementation Project, Phase 3		\$ 30,000
University of New Mexico MSC05 3300 Scholes Hall University of New Mexico Albuquerque, NM 87131	20130647	Arthur Kaufman, M.D. 7/1/13 - 6/30/14. Sustainability of the National Primary Care Extension Program		\$ 35,000

National Committee for Quality Assurance 1100 13th Street NW, Suite1000 Washington, DC 02005	20130661	Sarah Scholle, Dr.P.H., M.P.H. 7/1/13 - 6/30/14. Leveraging Support for Reporting and Benchmarking Patient Experiences Results for PCMH Practices		\$ 47,405
Center for Health Care Strategies, Inc. 200 American Metro Boulevard, Suite 119 Hamilton, NJ 08619	20130663	Sarah Barth, J.D. 7/1/13 - 12/15/13. Bridge Proposal for Promoting Integrated Care for Dual Eligibles (PRIDE) Phase 2		\$ 49,726
National Committee for Quality Assurance 1100 13th Street NW, Suite 1000 Washington, DC 02005	20130682	Robert Saunders, Ph.D. 7/1/13 - 10/31/14. Piloting and Assessing the Ability of ACOs to Collect and Report Performance on a Standardized Set of Measures		\$ 48,290
Joan and Sanford I. Weill Medical College of Cornell University 425 East 61st New York, NY 10021	20130685	Lisa Kern, M.D., M.P.H., F.A.C.P. 7/1/13 - 6/30/14. Two-Year Additional Follow-up to Medical Home Evaluation		\$ 49,886
Health Research and Educational Trust 155 North Wacker Drive Chicago, IL 60606	20130696	Maulik Joshi, Dr.P.H. 7/1/13 - 6/30/14. 2013 Trust Award		\$ 5,000
The Carter Center One Copenhill 453 Freedom Parkway Atlanta, GA 30307	20130708	John Hardman, MD 29th Annual Rosalynn Carter Symposium on Mental Health Policy		\$ 10,000
The Commonwealth Fund 1 East 75th Street New York, NY 10022	multiple	Robin Osborn . Harkness Fellowships in Health Care Policy and Practice, 2011-15 and Reauthorization Fund	\$ 2,299,308	\$ 5,851,557
The Commonwealth Fund 1 East 75th Street New York, NY 10022	multiple	Robin Osborn. 8/1/12-12/31/13. International Symposium on Health Care Policy, 2011,2012,2013	\$ 303,235	\$ 592,255

Subtotal	\$19,081,115	\$20,764,559
Discount on grants payable		\$ 42,244
DCA	\$10,483,068	
Total	\$29,564,183	\$20,722,315